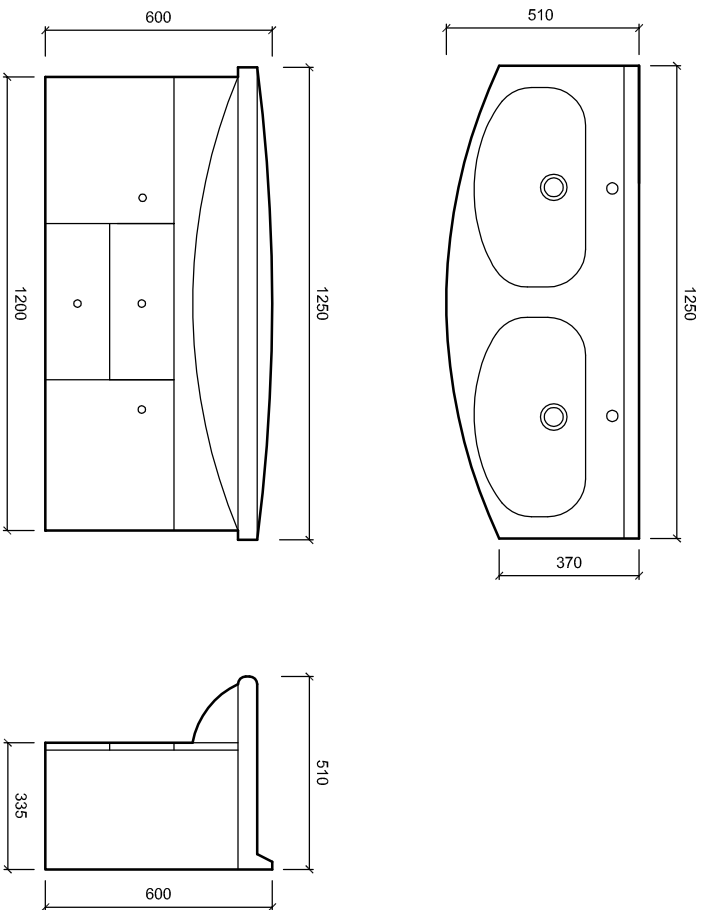


# DUCALE WALL 1250



**Contact:**

2 Enterprise Drive (off Corban Avenue),  
Henderson,  
Auckland,  
NEW ZEALAND

**Phone:** 64 (9) 837 4276

**Fax:** 64 (9) 837 4325

**Email:** info@stmichel.co.nz

**Website:** www.stmichel.co.nz

**Drawing Title**

**DUCALE\_WALL\_1250**

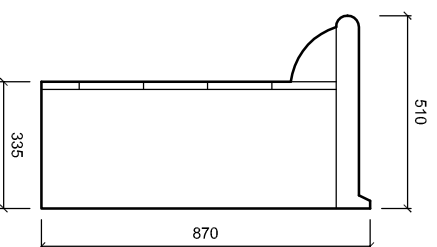
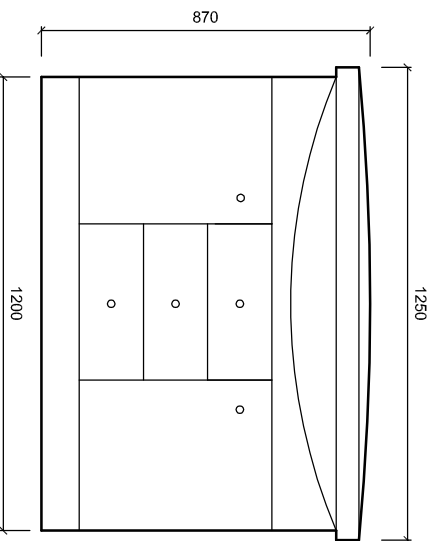
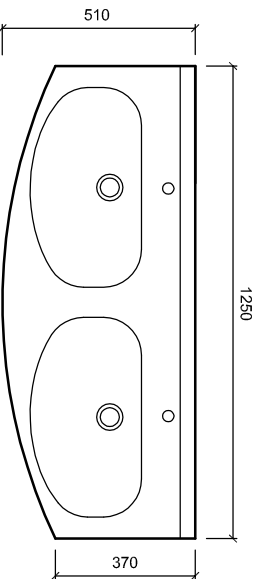
**Note**

Ducale Wall 1250 with Ducale Basin.  
White High Gloss available.

**Files Attached**

File Name	Scale of A1:
DOUBLES.DWG	1:20
Date Drawn	Job No
July 2008	
Drawn By	Revised:
NG	A

# DUCALE FLOOR 1250



**Contact:**

2 Enterprise Drive (off Corban Avenue),  
Henderson,  
Auckland,  
NEW ZEALAND

**Phone:** 64 (9) 837-4276

**Fax:** 64 (9) 837-4325

**Email:** [Info@stmichel.co.nz](mailto:Info@stmichel.co.nz)

**Website:** [www.stmichel.co.nz](http://www.stmichel.co.nz)

**Drawing Title**

**DUCALE\_FLOOR\_1250**

**Note:**

Ducale Floor 1250 with Ducale Basin.  
White High Gloss available.

**Files Attached:**

File Name	Scale of A1:
DOUBLE.DWG	1:20

Date Drawn	Job No:
July 2008	

Drawn By	Revised:
NG	A