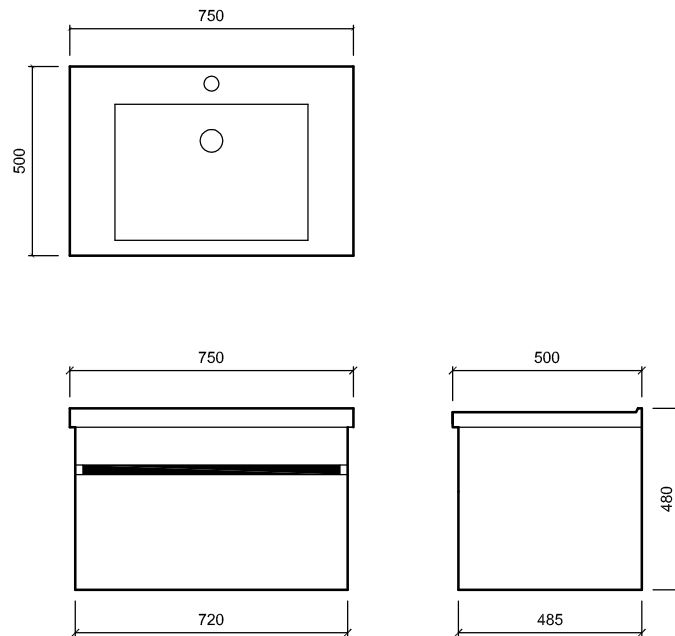


KAMA WALL 750 SINGLE DRAWER



COMPANY

st.michel
BATHROOMWARE

Contact:

2 Enterprise Drive (off Corban Avenue),
Henderson,
Auckland,
NEW ZEALAND

Phone:

64 (9) 837-4276

Fax:

64 (9) 837-4325

Email:

info@stmichel.co.nz

Website:

www.stmichel.co.nz

Drawing Title:

KAMA_WALL_750

Note:

With Softclose drawer
Dark & Classic American Oak available
Kloc Deep basin available Kama 750 & 950 (Please specify)

Xref's Attached:

File Name:

KAMA.DWG

Scale at A4:

1:20

Date Drawn:

October 2008

Job No:

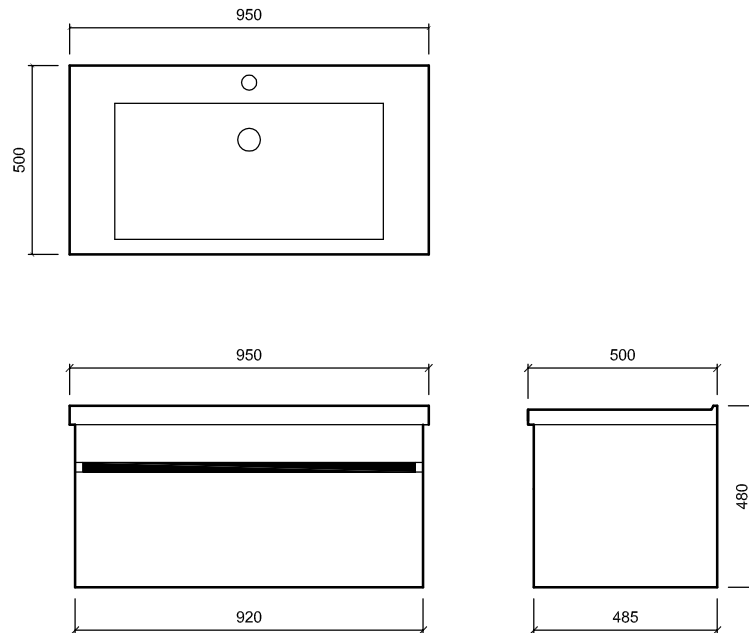
Drawn By:

NG

Revision:

A

KAMA WALL 950 SINGLE DRAWER



COMPANY

st.michel
BATHROOMWARE

Contact:

2 Enterprise Drive (off Corban Avenue),
Henderson,
Auckland,
NEW ZEALAND

Phone:

64 (9) 837-4276

Fax:

64 (9) 837-4325

Email:

info@stmichel.co.nz

Website:

www.stmichel.co.nz

Drawing Title:

KAMA_WALL_950

Note:

With Softclose drawer
Dark & Classic American Oak available
Kloc Deep basin available Kama 750 & 950 (Please specify)

Xrefs Attached:

File Name:

KAMA.DWG

Scale of A4:

1:20

Date Drawn:

October 2008

Job No:

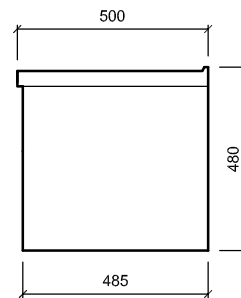
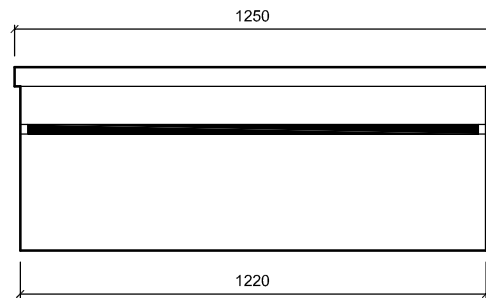
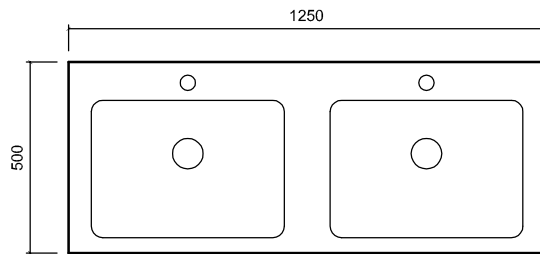
Drawn By:

NG

Revision:

A

KAMA DOUBLE BOWL WALL 1250



COMPANY



Contact:

2 Enterprise Drive (off Corban Avenue),
Henderson,
Auckland,
NEW ZEALAND

Phone:

64 (9) 837-4276

Fax:

64 (9) 837-4325

Email:

info@stmichel.co.nz

Website:

www.stmichel.co.nz

Drawing Title:

KAMA_WALL_DB_1250

Note:

With Softclose drawer
Dark & Classic American Oak available
Kloc Deep basin available Kama 750 & 950 (Please
specify)

Xrefs Attached:

File Name:

KAMA.DWG

Scale at A4:

1:20

Date Drawn:

October 2008

Job No:

Drawn By:

NG

Revision:

A