

Riva Classic 46 / with benchtop

ORDER FORM

1. Choose a Cabinet (Tick one)

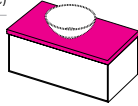
Cabinet Description:
Specify size & configuration.
Riva Classic 46 - _____

FOR EXAMPLE: Riva Classic 46 - benchtop - 1200DB Floor - 2 Drawer (Side by side)

Cabinet Code:
Refer to cabinet chart. _____

FOR EXAMPLE: 1065BT1-F1

2. Choose a BENCHTOP FINISH (Tick one if applicable)

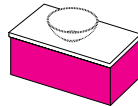


HPL Woodgrain Classic BT1 Finish
Specify HPL Woodgrain Colour: _____

HPL Soft-Matte Classic BT2 Finish
Specify HPL Soft-Matte Colour: _____

Cherry Pie® Solid Surface Classic BT3 Finish
Specify Cherry Pie® Colour: _____

3. Choose a CABINET FINISH (Tick one)



White Velvet Classic F1 Finish

Black Velvet Classic F2 Finish

Duraplex White Gloss Classic F2 Finish

Textured Woodgrain Classic F2 Finish

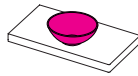
Specify Textured Woodgrain Colour: _____

4. Choose a HANDLE (Write Selection)

Lusso Specify Lusso Colour: _____
Bar handle _____

5. Choose a BASIN (Tick one & write selection if applicable)

Vessel Basin



Vessel Name: _____

Vessel Colour: _____ Vessel Code: _____

No Basin Required

Cabinet supplied with Blank Top (no cuts outs)
and standard plumbing cut outs in Drawer.

6. Choose a Click Clack Waste Colour (Tick one & write selection if applicable)

Metal: extra cost

Specify Metal Colour: _____

Galassia Ceramic / Gloss White extra cost / suitable for Galassia Basins Only

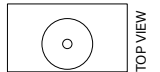
Galassia Ceramic / Dusky Matte Black extra cost / suitable for Galassia Basins Only

7. Choose Taphole Position (Tick one)

NOTE: Taphole position choices applies to benchtop models only and depend on basin size. Please refer to charts to learn more about any taphole constraints on any specific vessel basin. Taphole position choices are not applicable if the basin has an integrated taphole.

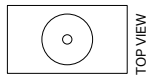
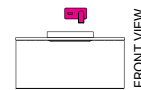
Tap Position: In-benchtop

No taphole supplied. Installer drills custom taphole on-site.



Tap Position: Wall-mounted

No taphole supplied. The basin is positioned further back for optimum spout clearance (where applicable).



8. Bottom Drawer options (Only tick if requesting non-standard supply)

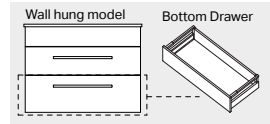
NOTE: Standard supply for wall-hung and floor models as shown.
Bottom drawer is interchangeable at no cost.

Wall hung models

Bottom drawer with **NO** cut-out.
This is the standard configuration supplied.

ADD CUT-OUT.

no cost

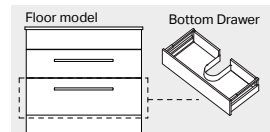


Floor models

Bottom drawer **WITH** cut-out.
This is the standard configuration supplied.

REMOVE CUT-OUT.

no cost



9. Extras (Choose quantity for optional Onda)

NOTE: Riva Classic 46 is compatible with Onda storage systems, Type A and Type B at extra cost. Please refer to the cabinet charts to determine compatible types.

Type A extra cost Code: 361.1



Type B extra cost Code: 362.1



Tissue Box extra cost Code: 364.1

Additional notes:

Merchant/Location: _____

Order #: _____

Sales Person: _____

Date: _____

Customer Reference: _____

Phone: _____

Customer's Signature:

By signing this you (the customer) agrees that due to the unique colours offered an order, once placed, cannot be cancelled or returned due to mistakes on this form or a change of mind. However fronts (only) can be swapped on the City range, at extra cost, should you need a vanity makeover in the future. Please choose combinations carefully and fill out this form correctly.

EMAIL ORDER >

PRINT ORDER >

st.michel
BATHROOMWARE

phone (09) 837 4276 email info@stmichel.co.nz stmichel.co.nz

April 2024