

# Ivy 22 / with benchtop

## ORDER FORM

### 1. Choose a Cabinet (Tick one)

(Tick one)

**Cabinet Description:**  
Specify size & configuration.  
Ivy 22 - \_\_\_\_\_

FOR EXAMPLE: Ivy 22 - benchtop - 550 - 1 Door

**Cabinet Code:**  
Refer to cabinet chart. \_\_\_\_\_

FOR EXAMPLE: 9241BT1-F3

### 2. Choose a BENCHTOP Finish (Tick one if applicable)

HPL Woodgrain Ivy BT1 Finish  
Specify HPL Woodgrain Colour: \_\_\_\_\_

HPL Soft-Matte Ivy BT2 Finish  
Specify HPL Soft-Matte Colour: \_\_\_\_\_

Cherry Pie® Solid Surface Ivy BT3 Finish  
Specify Cherry Pie® Colour: \_\_\_\_\_

### 3. Choose a CABINET Finish (Tick one)

(Tick one)

White Velvet Ivy F1 Finish

Black Velvet Ivy F2 Finish

Duraplex White Gloss Ivy F2 Finish

Textured Woodgrain Ivy F2 Finish

Specify Textured Woodgrain Colour: \_\_\_\_\_

HPL Soft-Matte Ivy F3 Finish

Specify HPL Soft-Matte Colour: \_\_\_\_\_

### 4. Choose a Handle (Write Selection)

(Write Selection)

Velik Bar handle Specify Velik Colour: \_\_\_\_\_

Soul (New blade-style handle) Specify Soul Colour: \_\_\_\_\_

Blaze 2\* (original blade-style handle) Specify Blaze 2 Colour: \_\_\_\_\_

\*Blaze 2 - only available while stocks last

### 4. Choose a Towel Hook & Rail (Tick one)

(Tick one)

**NOTE:** A Towel Hook is supplied with all models - self install left or right.  
A Rail applies to 550 & 800 models only. Includes fixing kit for basin support.

**Towel Hook ONLY:** This option applies to 400 models only.

**CHROME**



**BLACK**

**WHITE**

**Paper / Towel Rail & Towel Hook:** Applies to 550/800 Benchtop models only.

**BRUSHED STAINLESS STEEL** Toilet Paper / Towel Rail + **CHROME** Towel Hook



**BLACK** Toilet Paper / Towel Rail + Towel Hook

**WHITE** Toilet Paper / Towel Rail + Towel Hook

**Towel Rail & Towel Hook:** Applies to 550/800 Benchtop models only.

**BRUSHED STAINLESS STEEL** Towel Rail + **CHROME** Towel Hook



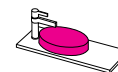
**BLACK** Towel Rail + Towel Hook

**WHITE** Towel Rail + Towel Hook

### 5. Choose a BASIN (Tick one. Write Selection/Quantity if applicable)

(Tick one. Write Selection/Quantity if applicable)

**Matte White Basin / Solid Surface** no cost

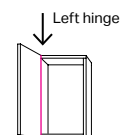


**Gloss White Basin / Mineral Cast** no cost

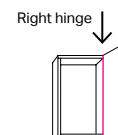
### 6. Choose a HINGE position (Tick one)

(Tick one)

**Left**



**Right**



### 7. Choose a Click Clack Waste Colour (Write selection if applicable)

(Write selection if applicable)

Specify Click Clack Waste Colour: \_\_\_\_\_

extra cost

### 8. Choose Taphole Position (Only tick if benchtop to be supplied with no taphole)

Taphole position in benchtop is standard supply

**Supply with no taphole**

#### Additional notes:

Merchant/Location: \_\_\_\_\_

Order #: \_\_\_\_\_

Sales Person: \_\_\_\_\_

Date: \_\_\_\_\_

Customer Reference: \_\_\_\_\_

Phone: \_\_\_\_\_

#### Customer's Signature:

By signing this you (the customer) agrees that due to the unique colours offered an order, once placed, cannot be cancelled or returned due to mistakes on this form or a change of mind. However fronts (only) can be swapped on the Ivy range, at extra cost, should you need a vanity makeover in the future. Please choose combinations carefully and fill out this form correctly.

EMAIL ORDER >

PRINT ORDER >

st.michel  
BATHROOMWARE

phone (09) 837 4276 email info@stmichel.co.nz stmichel.co.nz

April 2024