

City 22 / with benchtop

ORDER FORM

1. Choose a Cabinet (Tick one)

(Tick one)

Cabinet Description:

Specify size & configuration.

City 22 - _____

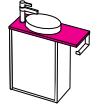
FOR EXAMPLE: City 22 - benchtop - 550 - 1 Door

Cabinet Code:

Refer to cabinet chart. _____

FOR EXAMPLE: 3009BT1-F3

2. Choose a BENCHTOP Finish (Tick one if applicable)



HPL Woodgrain City BT1 Finish

Specify HPL Woodgrain Colour: _____

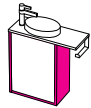
HPL Soft-Matte City BT2 Finish

Specify HPL Soft-Matte Colour: _____

Cherry Pie® Solid Surface City BT3 Finish

Specify Cherry Pie® Colour: _____

3a. Choose a Cabinet Finish for SIDES (Tick one)



White Velvet City F1 Finish

Black Velvet City F2 Finish

Duraplex White Gloss City F2 Finish

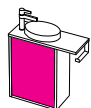
Textured Woodgrain City F2 Finish

Specify Textured Woodgrain Colour: _____

HPL Soft-Matte City F3 Finish

Specify HPL Soft-Matte Colour: _____

3b. Choose a Cabinet Finish for FRONT (Tick one)



White Velvet City F1 Finish

Black Velvet City F2 Finish

Duraplex White Gloss City F2 Finish

Textured Woodgrain City F2 Finish

Specify Textured Woodgrain Colour: _____

HPL Soft-Matte City F3 Finish

Specify HPL Soft-Matte Colour: _____

4. Choose a Towel Hook & Rail (Tick one)

(Tick one)

NOTE: A Towel Hook is supplied with all models - self install left or right.
A Rail applies to 550 & 800 models only. Includes fixing kit for basin support.

Towel Hook ONLY:

This option applies to 400 models only.

CHROME 

BLACK

WHITE

Paper / Towel Rail & Towel Hook: Applies to 550/800 Benchtop models only.


BRUSHED STAINLESS STEEL Toilet Paper / Towel Rail + CHROME Towel Hook 

BLACK Toilet Paper / Towel Rail + Towel Hook

WHITE Toilet Paper / Towel Rail + Towel Hook

Towel Rail & Towel Hook:

Applies to 550/800 Benchtop models only.

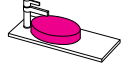
BRUSHED STAINLESS STEEL Towel Rail + CHROME Towel Hook 

BLACK Towel Rail + Towel Hook

WHITE Towel Rail + Towel Hook

5. Choose a BASIN (Tick one. Write Selection/Quantity if applicable)

(Tick one. Write Selection/Quantity if applicable)

Matte White Basin / Solid Surface no cost 

Gloss White Basin / Mineral Cast no cost

6. Choose a HINGE position (Tick one)

(Tick one)

Left 

Right 

7. Choose a Click Clack Waste Colour (Write selection if applicable)

(Write selection if applicable)

Specify Click Clack Waste Colour: _____

extra cost

8. Choose Taphole Position (Only tick if benchtop to be supplied with no taphole)

Taphole position in benchtop is standard supply

Supply with no taphole

Additional notes:

Merchant/Location: _____

Order #: _____

Sales Person: _____

Date: _____

Customer Reference: _____

Phone: _____

Customer's Signature:

By signing this you (the customer) agrees that due to the unique colours offered an order, once placed, cannot be cancelled or returned due to mistakes on this form or a change of mind. However fronts (only) can be swapped on the City range, at extra cost, should you need a vanity makeover in the future. Please choose combinations carefully and fill out this form correctly.

EMAIL ORDER >

PRINT ORDER >

st.michel
BATHROOMWARE

phone (09) 837 4276 email info@stmichel.co.nz stmichel.co.nz

April 2024