

Ivy 50 / with benchtop

ORDER FORM

1. Choose a Cabinet

(Tick one)

Cabinet Description:
Specify size & configuration.

Ivy 50 - benchtop -

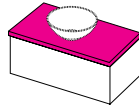
FOR EXAMPLE: Ivy 50 - benchtop - 1200 Wall - 1 Drawer

Cabinet Code:
Refer to cabinet chart.

FOR EXAMPLE: 9188BT2-F1

2. Choose a BENCHTOP FINISH

(Tick one)



HPL Woodgrain Ivy BT1 Finish

Specify HPL Colour:

HPL Soft-Matte / Smooth Ivy BT2 Finish

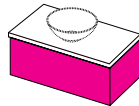
Specify HPL Colour:

Cherry Pie® Ivy BT3 Finish

Specify Cherry Pie® Colour:

3. Choose a CABINET FINISH

(Tick one)



White Velvet Ivy F1 Finish

Black Velvet Ivy F2 Finish

Duraplex White Gloss Ivy F2 Finish

Textured Woodgrain Ivy F2 Finish

Specify Textured Woodgrain Colour:

HPL Soft-Matte Ivy F3 Finish

Specify HPL Soft-Matte Colour:

4. Choose a HANDLE

(Write Selection)

Velik Specify Velik Colour:

Soul Specify Soul Colour:

Additional notes:

5. Choose Basin(s)

(Write Selection)

NOTE: Inset basins are not suitable with all concealed drawer options.
Please refer to cabinet and basin charts.

Basin Name:

Basin Code:

Basin Colour:

No Basin Required

Cabinet supplied with Blank Top (no cuts outs)
and standard plumbing cut outs in Drawer.

6. Choose a Click Clack Waste Colour

(Tick one)

Metal: extra cost

Specify Metal Colour:

Galassia Ceramic / Gloss White extra cost / suitable for Galassia Basins Only

Galassia Ceramic / Dusky Matte Black extra cost / suitable for Galassia Basins Only

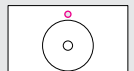
7. Choose Tap Position

(Only tick if benchtop is to be supplied with no taphole)

Tap Position: Centred behind basin

This is the **STANDARD** configuration that will be supplied.

NOTE: Taphole position choices not applicable if basin has an integrated taphole.



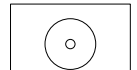
TOP VIEW

SUPPLY NO TAPHOLE

Please specify planned Tap Position below

Tap Position: In-benchtop

Installer drills hole for off-centre left or right tap positions.

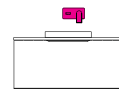


TOP VIEW

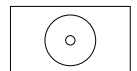
Tap Position: Wall-mounted

The basin is positioned further back for optimum spout clearance.

Note: This option is only suitable for wall-mounted taps



FRONT VIEW



TOP VIEW

8. Extras

(Write quantity for additional Onda)

NOTE: One set of Onda Type A or Type B is included free with every Ivy 50 model.
Please refer to the cabinet charts to determine the type.
Additional Onda sets are available at an extra cost.

Type A extra cost Code: 361.1



Type B extra cost Code: 362.1



Tissue Box extra cost Code: 364.1

Merchant/Location:

Order #:

Sales Person:

Date:

Customer Reference:

Phone:

Customer's Signature:

By signing this you (the customer) agrees that due to the unique colours offered an order, once placed, cannot be cancelled or returned due to mistakes on this form or a change of mind.
Please choose combinations carefully and fill out this form correctly.

EMAIL ORDER >

PRINT ORDER >

st.michel
BATHROOMWARE

phone (09) 837 4276 email info@stmichel.co.nz stmichel.co.nz

June 2024