

# City 22 / with benchtop

## ORDER FORM

### 1. Choose a Cabinet (Tick one)

(Tick one)

#### Cabinet Description:

Specify size & configuration.

City 22 - \_\_\_\_\_

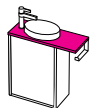
FOR EXAMPLE: City 22 - benchtop - 550 - 1 Door

#### Cabinet Code:

Refer to cabinet chart. \_\_\_\_\_

FOR EXAMPLE: 3009BT1-F3

### 2. Choose a BENCHTOP Finish (Tick one if applicable)



HPL Woodgrain

City BT1 Finish

Specify HPL Colour: \_\_\_\_\_

HPL Soft-Matte / Smooth

City BT2 Finish

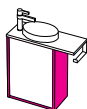
Specify HPL Colour: \_\_\_\_\_

Cherry Pie® Solid Surface

City BT3 Finish

Specify Cherry Pie® Colour: \_\_\_\_\_

### 3a. Choose a Cabinet Finish for SIDES (Tick one)



White Velvet

City F1 Finish

Black Velvet

City F2 Finish

Duraplex White Gloss

City F2 Finish

Textured Woodgrain

City F2 Finish

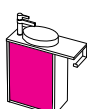
Specify Textured Woodgrain Colour: \_\_\_\_\_

HPL Soft-Matte / Smooth

City F3 Finish

Specify HPL Colour: \_\_\_\_\_

### 3b. Choose a Cabinet Finish for FRONT (Tick one)



White Velvet

City F1 Finish

Black Velvet

City F2 Finish

Duraplex White Gloss

City F2 Finish

Textured Woodgrain

City F2 Finish

Specify Textured Woodgrain Colour: \_\_\_\_\_

HPL Soft-Matte / Smooth

City F3 Finish

Specify HPL Colour: \_\_\_\_\_

### 4. Choose a Towel Hook & Rail (Tick one)

(Tick one)

**NOTE:** A Towel Hook is supplied with all models - self install left or right.  
A Rail applies to 550 & 800 models only. Includes fixing kit for basin support.

#### Towel Hook ONLY:

This option applies to 400 models only.

CHROME

BLACK

WHITE



#### Paper / Towel Rail & Towel Hook: Applies to 550/800 Benchtop models only.

BRUSHED STAINLESS STEEL Toilet Paper / Towel Rail  
+ CHROME Towel Hook

BLACK Toilet Paper / Towel Rail + Towel Hook

WHITE Toilet Paper / Towel Rail + Towel Hook



#### Towel Rail & Towel Hook:

Applies to 550/800 Benchtop models only.

BRUSHED STAINLESS STEEL Towel Rail  
+ CHROME Towel Hook

BLACK Towel Rail + Towel Hook

WHITE Towel Rail + Towel Hook



### 5. Choose a BASIN (Tick one. Write Selection/Quantity if applicable)

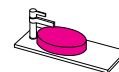
(Tick one. Write Selection/Quantity if applicable)

Matte White Basin / Solid Surface

no cost

Gloss White Basin / Mineral Cast

no cost

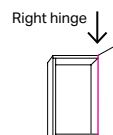
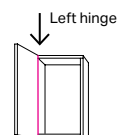


### 6. Choose a HINGE position (Tick one)

(Tick one)

Left

Right



### 7. Choose a CLICK CLACK WASTE (Write Selection)

(Write Selection)

Metal: extra cost

Specify Metal Colour: \_\_\_\_\_

### 8. Choose Taphole Position (Only tick if benchtop to be supplied with no taphole)

Taphole position in benchtop is standard supply

Supply with no taphole

#### Additional notes:

Merchant/Location: \_\_\_\_\_

Sales Person: \_\_\_\_\_

Customer Reference: \_\_\_\_\_

Customer's Signature: \_\_\_\_\_

By signing this you (the customer) agrees that due to the unique colours offered an order, once placed, cannot be cancelled or returned due to mistakes on this form or a change of mind. However fronts (only) can be swapped on the City range, at extra cost, should you need a vanity makeover in the future. Please choose combinations carefully and fill out this form correctly.

Order #: \_\_\_\_\_

Date: \_\_\_\_\_

Phone: \_\_\_\_\_

EMAIL ORDER >

PRINT ORDER >

st.michel  
BATHROOMWARE

phone (09) 837 4276 email info@stmichel.co.nz stmichel.co.nz

June 2024