

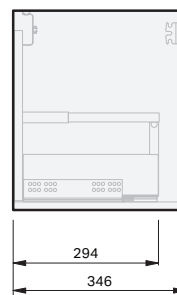
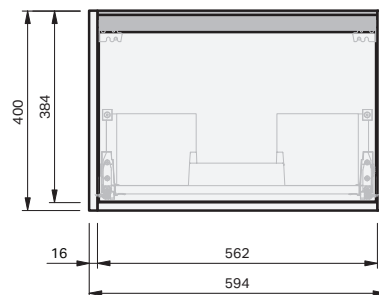
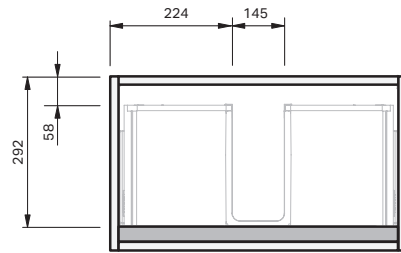
City 35 600 Wall 1 Drawer

CABINET SPECIFICATION



Product Features

Product Code	Console Vanity / 2421
Product Description	City 35 - Wall - 600
Drawer Configuration	1 Drawer
Notes:	Drawings depict cabinet only. This model includes Onda Storage, Type C.



IMPORTANT NOTE: Throughout this guide, dimensions may vary by ± 2 mm. Please read the installation manual for detailed information on installing the product. St. Michel pursues a policy of continuing improvement in design and manufacturing of its products. The right is therefore reserved to vary specifications without notice.

st.michel
BATHROOMWARE

phone (09) 837 4276 email info@stmichel.co.nz stmichel.co.nz