

# Misura 22 / with benchtop

## ORDER FORM

### 1. Choose a Cabinet

(Write section)

**Cabinet Description:**  
Specify size & configuration.  
Misura 22 benchtop -

FOR EXAMPLE: Misura 22 - benchtop - 400 Wall - 1 Door

**Cabinet Code:**  
Refer to cabinet chart.

FOR EXAMPLE: 9630BT1-F2

### 2. Choose a CABINET FINISH

(Tick one)

Durashell® Classic White Satin Misura F2 Finish

Durashell® Colour / Woodgrain Misura F3 Finish

Specify Durashell® Colour / Woodgrain:



### 3. Choose a BENCHTOP FINISH

(Tick one)

HPL Woodgrain Misura BT1 Finish

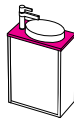
Specify HPL Colour:

HPL Soft-Matte / Concrete Misura BT2 Finish

Specify HPL Colour:

Cherry Pie® Misura BT3 Finish

Specify Cherry Pie® Colour:



### 4. Choose a HANDLE

(Write Selection)

Specify Soul Colour:

### 5. Choose a Towel Hook

(Tick one)

**NOTE:** A Towel Hook is supplied with all models - self install left or right.

**Towel Hook ONLY:**

CHROME

BLACK

WHITE

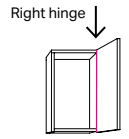
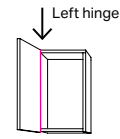


### 6. Choose a HINGE position

(Tick one)

Left

Right



### 7. Choose Basin(s)

(Write selection)

Joy Basin Matte White Solid Surface

Joy Basin Gloss White Mineral Cast



### 8. Choose Taphole Position

(Only tick if benchtop to be supplied with no taphole)

Taphole position in benchtop is standard supply

**Supply with no taphole**

### 9. Choose a CLICK CLACK WASTE

(Choose Metal OR Ceramic)

**Metal:** extra cost

91503 Chrome

91504 Gloss White

91505 Matte White

91506 Matte Black

Additional notes:

Merchant/Location:

Order #:

Sales Person:

Date:

Customer Reference:

Phone:

**Customer's Signature:**

By signing this you (the customer) agrees that due to the unique colours offered an order, once placed, cannot be cancelled or returned due to mistakes on this form or a change of mind. Please choose combinations carefully and fill out this form correctly.

EMAIL ORDER >

PRINT ORDER >

st.michel  
BATHROOMWARE

phone (09) 837 4276 email info@stmichel.co.nz stmichel.co.nz

October 2024