

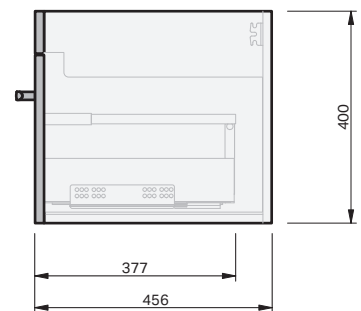
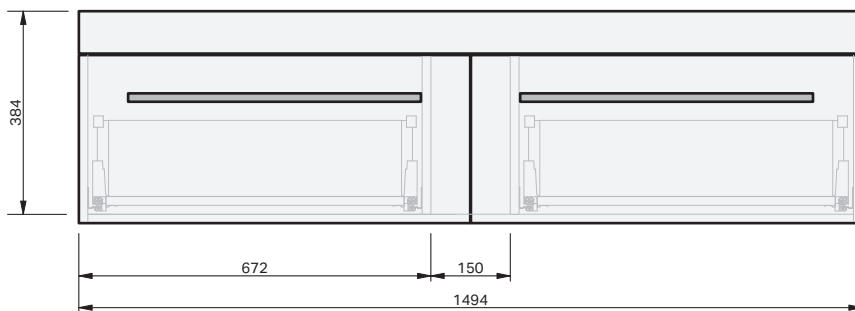

Riva Classic 46 Console 1500 Wall 2 Drawer

CABINET SPECIFICATION



Product Features

Product Code	Mineral Cast Console / 1080
Product Description	Riva Classic 46 - 1500 - Wall
Drawer Configuration	2 Drawer
Notes	Drawings depict cabinet only.



IMPORTANT NOTE: Throughout this guide, dimensions may vary by ± 2 mm. Please read the installation manual for detailed information on installing the product. St. Michel pursues a policy of continuing improvement in design and manufacturing of its products. The right is therefore reserved to vary specifications without notice.

st.michel
BATHROOMWARE

phone (09) 837 4276 email info@stmichel.co.nz stmichel.co.nz