

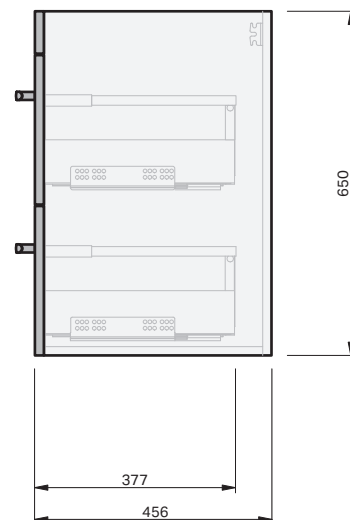
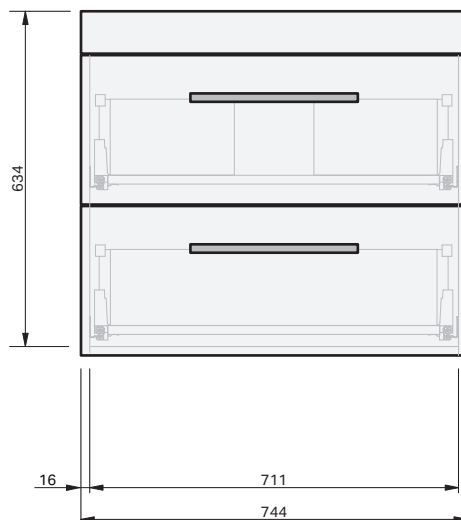
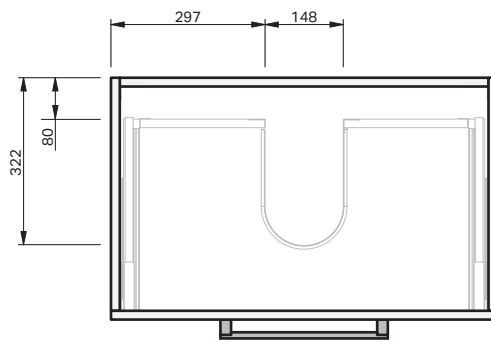
# Riva Classic 46 Console 750 Wall 2 Drawer

## CABINET SPECIFICATION



### Product Features

Product Code	Mineral Cast Console / 1021 Ceramic Console / 1041
Product Description	Riva Classic 46 - 750 - Wall
Drawer Configuration	2 Drawer
Notes	Drawings depict cabinet only.



**IMPORTANT NOTE:** Throughout this guide, dimensions may vary by  $\pm 2$ mm. Please read the installation manual for detailed information on installing the product. St. Michel pursues a policy of continuing improvement in design and manufacturing of its products. The right is therefore reserved to vary specifications without notice.

**st.michel**  
BATHROOMWARE

phone (09) 837 4276 email [info@stmichel.co.nz](mailto:info@stmichel.co.nz) [stmichel.co.nz](http://stmichel.co.nz)