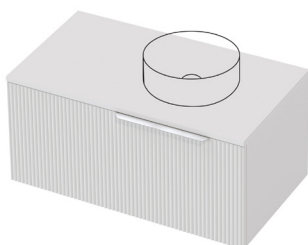


Flo 50 Benchtop 900R Wall 1 Drawer

CABINET SPECIFICATION

exclusive to
plumbingworld



Product Features

Product Code	Benchtop Vanity / 9814BT Benchtop Vanity + Concealed Drawer / 9815BT
Product Description	Flo - Wall - 900R
Cabinet Material*	Durashell®
Drawer Configuration	1 Drawer

Notes: Drawings depict cabinet only and display all concealed drawers. Plumbing positioning still applies if your cabinet code is listed in this document and your concealed drawer configuration differs from image shown. Vanity includes Onda Storage system Type A or Type B, refer charts.

*Both the cabinet front and sides are made of Durashell®, except for Baroque Woodgrain and Classic White Satin, which feature Durashell® fronts and matching Melamine sides (with Aqua Edge®).

Cabinet Finishes Available

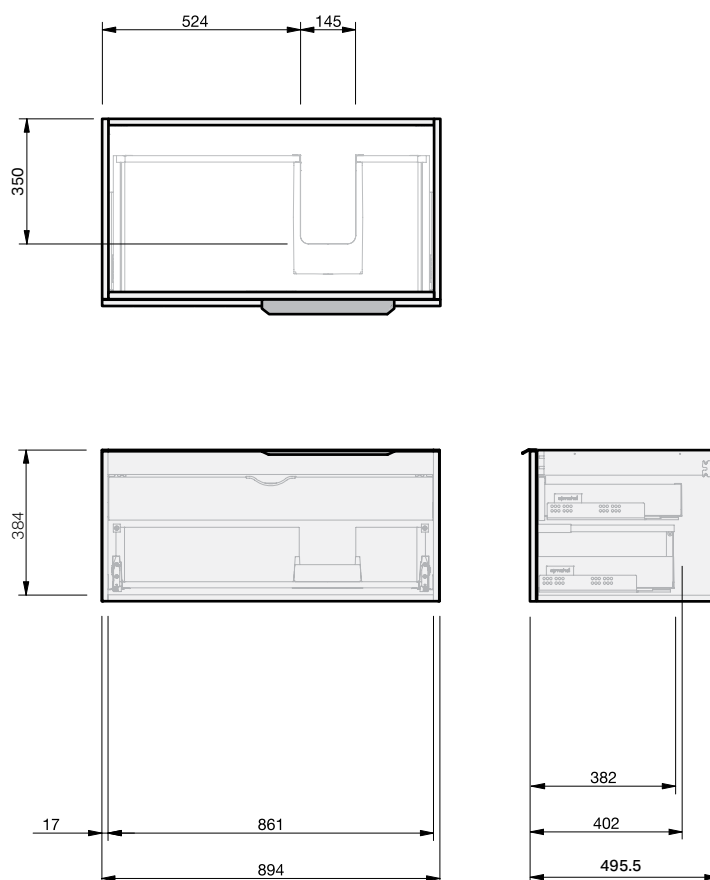


Flo F2 Finish 1. Classic White Satin,
Flo F3 Finish 2. Black Satin, 3. Lana Grey Satin, 4. Slate Matte,
5. Pistachio Matte, 6. Villa Blue Matte, 7. Baroque Woodgrain

Handle Colours Available



Soul Handle 1. Matte Black, 2. Brushed Brass, 3. Brushed Nickel, 4. Gunmetal,
5. Chrome, 6. Matte White, 7. Brushed Copper.



IMPORTANT NOTE: Throughout this guide, dimensions may vary by ± 2 mm. Please read the installation manual for detailed information on installing the product. St. Michel pursues a policy of continuing improvement in design and manufacturing of its products. The right is therefore reserved to vary specifications without notice.

st.michel
BATHROOMWARE

phone (09) 837 4276 email sales@stmichel.co.nz stmichel.co.nz

Flo 50 Benchtop

TOP SPECIFICATION

Top Thickness (mm) [Ⓕ]					
Cabinet	Cherry Pie	HPL			
Flo 50 Benchtop	20.5	17.5			

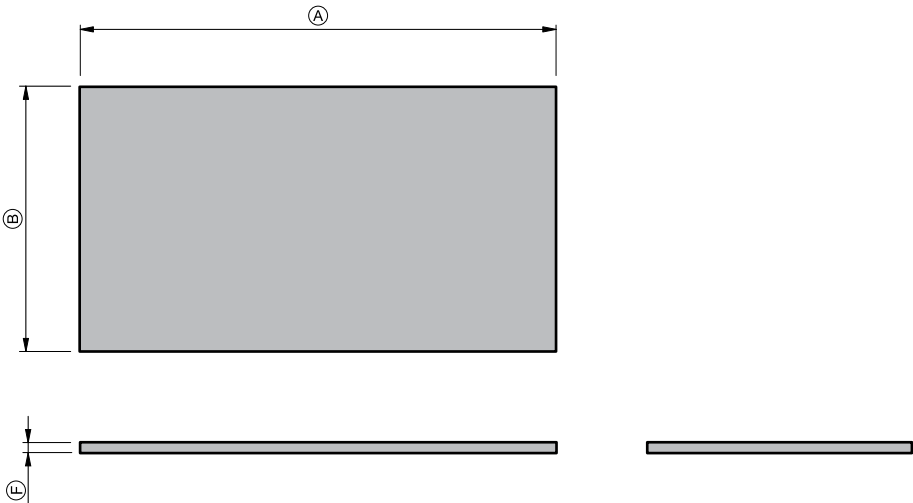
Product Dimensions (mm)	Ⓐ	Ⓑ	Ⓒ	Ⓓ	Ⓔ
Flo 50 Benchtop - 700	700	505	-	-	-
Flo 50 Benchtop - 900	900	505	-	-	-
Flo 50 Benchtop - 1200	1200	505	-	-	-
Flo 50 Benchtop - 1500	1500	505	-	-	-
Flo 50 Benchtop - 1800	1800	505	-	-	-

- The top must be sealed to the vanity unit with an acetic cured silicone sealant. Epoxy type sealants must not be used
- Tops can be drilled on site with a standard hole saw

Benchtop Finishes Available



- HPL Woodgrain (BT1)** 1. Baroque, 2. Hamptons Elm, 3. Sovereign Oak, 4. Premium Oak - all with Aqua Edge®
HPL Soft-Matte (BT2) 5. Black Soft-Matte, 6. Devious Soft-Matte, 7. Foxy Soft-Matte, 8. Minx Soft-Matte, 9. Wicked Soft-Matte - all with Aqua Edge®
HPL Smooth (BT2) 10. White Concrete Smooth - with Aqua Edge®
Cherry Pie® Solid Surface (BT3) 11. Bright White, 12. Sugar Cream, 13. Carrara, 14. Calacatta 15. Alabaster, 16. Grey Travertine.



IMPORTANT NOTE: Throughout this guide, dimensions may vary by ± 2 mm. Please read the installation manual for detailed information on installing the product. St. Michel pursues a policy of continuing improvement in design and manufacturing of its products. The right is therefore reserved to vary specifications without notice.

st.michel
BATHROOMWARE

phone (09) 837 4276 email sales@stmichel.co.nz stmichel.co.nz