

City / Tower - Order Form

Save form to desktop then attach to email, send to : sales@stmichel.co.nz

1. Choose a Cabinet

(Write Selection)

Cabinet Description:
Specify size & configuration.
City Tower -

FOR EXAMPLE: City Tower - 1400 - 1 Door - 1 Drawer

Cabinet Code:
Refer to cabinet chart.

FOR EXAMPLE: 2433-F3

Additional notes:

2a. Choose a Cabinet Finish for SIDES

(Tick one)



White Velvet City F1 Finish

Colours Velvet City F2 Finish

Specify Velvet Colour:

Duraplex White Gloss City F2 Finish

Textured Woodgrain City F2 Finish


Specify Textured Woodgrain Colour:

HPL Soft-Matte City F3 Finish

Specify HPL Colour:

2b. Choose a Cabinet Finish for FRONT

(Tick one)



White Velvet City F1 Finish

Colours Velvet City F2 Finish

Specify Velvet Colour:

Duraplex White Gloss City F2 Finish

Textured Woodgrain City F2 Finish

Specify Textured Woodgrain Colour:

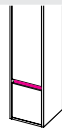
HPL Soft-Matte City F3 Finish

Specify HPL Colour:

3. Choose an ACCENT colour

(Write Selection)

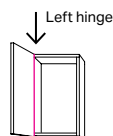
Specify Accent Colour:



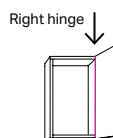
4. Choose a HINGE position

(Tick one)

Left



Right



Merchant/Location:

Order #:

Sales Person:

Date:

Customer Reference:

Phone:

Customer's Signature:

By signing this you (the customer) agrees that due to the unique colours offered an order, once placed, cannot be cancelled or returned due to mistakes on this form or a change of mind. However fronts (only) can be swapped on the City range, at extra cost, should you need a vanity makeover in the future. Please choose combinations carefully and fill out this form correctly.

st.michel
BATHROOMWARE

phone (09) 837 4276 email sales@stmichel.co.nz stmichel.co.nz

Version 2 / August 2025