

# City 22 / with Benchtop - Order Form

Save form to desktop then attach to email, send to : [sales@stmichel.co.nz](mailto:sales@stmichel.co.nz)

## 1. Choose a Cabinet

(Write Selection)

### Cabinet Description:

Specify size & configuration.

City 22 -

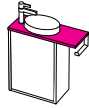
FOR EXAMPLE: City 22 - benchtop - 550 - 1 Door

### Cabinet Code:

Refer to cabinet chart.

FOR EXAMPLE: 3009BT1-F3

## 2. Choose a BENCHTOP Finish (Tick one if applicable)



HPL Woodgrain

City BT1 Finish

Specify HPL Colour:

HPL Soft-Matte

City BT2 Finish

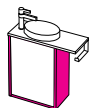
Specify HPL Colour:

Cherry Pie® Solid Surface

City BT3 Finish

Specify Cherry Pie® Colour:

## 3a. Choose a Cabinet Finish for SIDES (Tick one)



White Velvet

City F1 Finish

Colours Velvet

City F2 Finish

Specify Velvet Colour:

Duraplex White Gloss

City F2 Finish

Textured Woodgrain

City F2 Finish

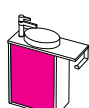
Specify Textured Woodgrain Colour:

HPL Soft-Matte

City F3 Finish

Specify HPL Colour:

## 3b. Choose a Cabinet Finish for FRONT (Tick one)



White Velvet

City F1 Finish

Colours Velvet

City F2 Finish

Specify Velvet Colour:

Duraplex White Gloss

City F2 Finish

Textured Woodgrain

City F2 Finish

Specify Textured Woodgrain Colour:

HPL Soft-Matte

City F3 Finish

Specify HPL Colour:

## 4. Choose a Towel Hook & Wall Bracket

(Tick one)

**NOTE:** A Towel Hook is supplied with all models - self install left or right.  
A wall bracket applies to 550 & 800 models only. Includes fixing kit for basin support.

### Towel Hook ONLY:

This option applies to 400 models only.

CHROME

BLACK

WHITE



### Paper / Towel Rail & Towel Hook:

Applies to 550/800 models only.

BRUSHED NICKEL Toilet Paper / Towel Rail  
+ CHROME Towel Hook

BLACK Toilet Paper / Towel Rail + Towel Hook

WHITE Toilet Paper / Towel Rail + Towel Hook

CHROME Toilet Paper / Towel Rail + Towel Hook  
*Available October 2025*



### Towel Rail & Towel Hook:

Applies to 550/800 models only.

BRUSHED NICKEL Towel Rail  
+ CHROME Towel Hook

BLACK Towel Rail + Towel Hook

WHITE Towel Rail + Towel Hook

CHROME Towel Rail + Towel Hook  
*Available October 2025*



## 5. Choose a BASIN

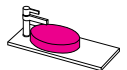
(Tick one. Write Selection/Quantity if applicable)

Matte White Basin / Solid Surface

no cost

Gloss White Basin / Mineral Cast

no cost

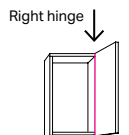
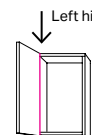


## 6. Choose a HINGE position

(Tick one)

Left

Right



## 7. Choose a CLICK CLACK WASTE

(Write Selection)

Metal: extra cost

Specify Metal Colour:

## 8. Choose Taphole Position (Only tick if benchtop to be supplied with no taphole)

Taphole position in benchtop is standard supply

Supply with no taphole

Additional notes:

Merchant/Location:

Sales Person:

Customer Reference:

Customer's Signature:

By signing this you (the customer) agrees that due to the unique colours offered an order, once placed, cannot be cancelled or returned due to mistakes on this form or a change of mind. However fronts (only) can be swapped on the City range, at extra cost, should you need a vanity makeover in the future. Please choose combinations carefully and fill out this form correctly.

Order #:

Date:

Phone:

**st.michel**  
BATHROOMWARE

phone (09) 837 4276 email [sales@stmichel.co.nz](mailto:sales@stmichel.co.nz) [stmichel.co.nz](http://stmichel.co.nz)

Version 2 / August 2025