

# City 46 / with Benchtop - Order Form

Save form to desktop then attach to email, send to : [sales@stmichel.co.nz](mailto:sales@stmichel.co.nz)

## 1. Choose a Cabinet

(Write Selection)

**Cabinet Description:**  
Specify size & configuration.  
City 46 -

FOR EXAMPLE: City 46 - benchtop - 1400DB Floor - 4 Drawer

**Cabinet Code:**  
Refer to cabinet chart.

FOR EXAMPLE: 2420BT1-F3

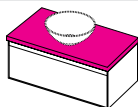
## 2. Choose a BENCHTOP Finish

(Tick one)

HPL Woodgrain City BT1 Finish  
Specify HPL Colour:

HPL Soft-Matte City BT2 Finish  
Specify HPL Colour:

Cherry Pie® Solid Surface City BT3 Finish  
Specify Cherry Pie® Colour:



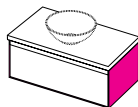
## 3a. Choose a Cabinet Finish for SIDES

(Tick one)

White Velvet City F1 Finish  
Colours Velvet City F2 Finish  
Specify Velvet Colour:

Duraplex White Gloss City F2 Finish  
Textured Woodgrain City F2 Finish  
Specify Textured Woodgrain Colour:

HPL Soft-Matte City F3 Finish  
Specify HPL Colour:



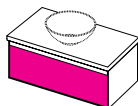
## 3b. Choose a Cabinet Finish for FRONT

(Tick one)

White Velvet City F1 Finish  
Colours Velvet City F2 Finish  
Specify Velvet Colour:

Duraplex White Gloss City F2 Finish  
Textured Woodgrain City F2 Finish  
Specify Textured Woodgrain Colour:

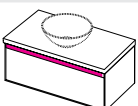
HPL Soft-Matte City F3 Finish  
Specify HPL Colour:



## 4. Choose an ACCENT colour

(Write Selection)

Specify Accent Colour:

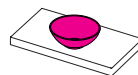


**NOTE:** One set of Onda Type A or Type B is included free with every City 46 model. Please refer to the cabinet charts to determine the type. Additional Onda sets are available upon request at an extra cost.

## 5. Choose a BASIN

(Tick one & write selection if applicable)

### Vessel Basin



Vessel Name:

Vessel Colour:

Vessel Code:

### No Basin Required

Cabinet supplied with Blank Top (no cuts outs)  
and standard plumbing cut-outs in Drawer.

## 6. Choose a Click Clack Waste Colour

(Tick one)

**Metal** (fits **all** basin options): extra cost

91503 Chrome

91504 Gloss White

91505 Matte White

91506 Matte Black

**Ceramic** (matches **specific** basins): extra cost

91515 Gloss White (matches Galassia basins only)

91516 Dusty Matte Black (matches Galassia basins only)

91517 Matte White (matches St. Michel Matte White basins only -  
i.e. Monroe, Ella Fluted, Ella, Helix, Sfera)

## 7. Communicate Taphole Position Options to Customer

(Tick one)

Find basin model on Basin Chart (brochure or website) to check what taphole positions are possible with benchtops.

*Taphole location options vary depending on basin selected.*

Tap Position options confirmed with customer

**ALL Benchtops are supplied with No Tapholes.**  
**Installer drills custom taphole on-site based on Basin Chart options.**

## 8. Bottom Drawer options

(Only tick if requesting non-standard supply)

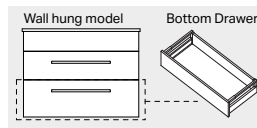
**NOTE:** Standard supply for wall-hung and floor models as shown.  
**Bottom drawer is interchangeable at no cost.**

### Wall hung models

Bottom drawer with **NO** cut-out.  
This is the standard configuration supplied.

**ADD CUT-OUT.**

no cost

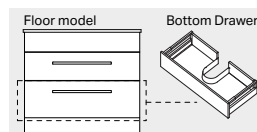


### Floor models

Bottom drawer **WITH** cut-out.  
This is the standard configuration supplied.

**REMOVE CUT-OUT.**

no cost



**Additional notes:**

Merchant/Location:

Order #:

Sales Person:

Date:

Customer Reference:

Phone:

**Customer's Signature:**

By signing this you (the customer) agrees that due to the unique colours offered an order, once placed, cannot be cancelled or returned due to mistakes on this form or a change of mind. However fronts (only) can be swapped on the City range, at extra cost, should you need a vanity makeover in the future. Please choose combinations carefully and fill out this form correctly.

**st.michel**  
BATHROOMWARE

phone (09) 837 4276 email [sales@stmichel.co.nz](mailto:sales@stmichel.co.nz) [stmichel.co.nz](http://stmichel.co.nz)

Version 2 / August 2025