

# City 50 / with Benchtop Ranges - Order Form

City 50 Benchtop  
City 50 Benchtop Wall to Wall

Save form to desktop then attach to email, send to : [sales@stmichel.co.nz](mailto:sales@stmichel.co.nz)

## 1. Choose a Cabinet

(Write Selection)

### Cabinet Description:

Specify size & configuration.

City 50 -

FOR EXAMPLE: City 50 - wall to wall - 1201-1300 Wall - 1 Door, 2 Drawer Left

### Cabinet Code:

Refer to cabinet chart.

FOR EXAMPLE: 3060BT2-F1

## 2. Choose a BENCHTOP Finish

(Tick one)

HPL Woodgrain

City BT1 Finish

Specify HPL Colour:

HPL Soft-Matte

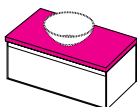
City BT2 Finish

Specify HPL Colour:

Cherry Pie® Solid Surface

City BT3 Finish

Specify Cherry Pie® Colour:



## 3a. Choose a Cabinet Finish for SIDES

(Tick one)

White Velvet

City F1 Finish

Colours Velvet

City F2 Finish

Specify Velvet Colour:

Duraplex White Gloss

City F2 Finish

Textured Woodgrain

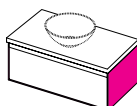
City F2 Finish

Specify Textured Woodgrain Colour:

HPL Soft-Matte

City F3 Finish

Specify HPL Colour:



## 3b. Choose a Cabinet Finish for FRONT

(Tick one)

White Velvet

City F1 Finish

Colours Velvet

City F2 Finish

Specify Velvet Colour:

Duraplex White Gloss

City F2 Finish

Textured Woodgrain

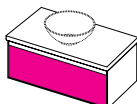
City F2 Finish

Specify Textured Woodgrain Colour:

HPL Soft-Matte

City F3 Finish

Specify HPL Colour:

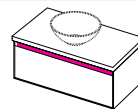


**NOTE:** Two reversible spacer kits are supplied with every Wall to Wall blended cabinet to match both the Front & Side finishes. Choose preferred colour at install.

## 4. Choose an ACCENT colour

(Write Selection)

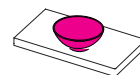
Specify Accent Colour:



## 5. Choose Basin(s) & Compact Trap Quantity

(Write Selection)

**NOTE:** Only vessel style basins fit on the City 50 range. Inset and undermount basins are not suitable. Refer to cabinet specifications for more information.



Basin Quantity (Trap Quantity):

Basin Name:

Basin Code:

Basin Colour:

## 6. Choose a Click Clack Waste Colour

(Tick one)

**Metal** (fits **all** basin options):

no cost

91503 Chrome

91504 Gloss White

91505 Matte White

91506 Matte Black

**Ceramic** (matches **specific** basins):

extra cost

91515 Gloss White (matches Galassia basins only)

91516 Dusty Matte Black (matches Galassia basins only)

91517 Matte White (matches St. Michel Matte White basins only - i.e. Monroe, Ella Fluted, Ella, Helix, Sfera)

## 7. Extras

(Write quantity for additional Onda)

**NOTE:** One set of Onda Type B is supplied free with every City 50 Benchtop model. Additional Onda sets are available at an extra cost.

Type A

extra cost

Code: 361.1



Type B

extra cost

Code: 362.1



Tissue Box

extra cost

Code: 364.1

**Additional notes:**

Merchant/Location:

Sales Person:

Customer Reference:

Customer's Signature:

By signing this you (the customer) agrees that due to the unique colours offered an order, once placed, cannot be cancelled or returned due to mistakes on this form or a change of mind. However fronts (only) can be swapped on the City range, at extra cost, should you need a vanity makeover in the future. Please choose combinations carefully and fill out this form correctly.

Order #:

Date:

Phone:

**st.michel**  
BATHROOMWARE

phone (09) 837 4276 email [sales@stmichel.co.nz](mailto:sales@stmichel.co.nz) [stmichel.co.nz](http://stmichel.co.nz)

Version 2 / August 2025