

Misura 22 / with Benchtop - Order Form

Save form to desktop then attach to email, send to : sales@stmichel.co.nz

1. Choose a Cabinet

(Write Selection)

Cabinet Description:
Specify size & configuration.
Misura 22 benchtop -

FOR EXAMPLE: Misura 22 - benchtop - 400 Wall - 1 Door

Cabinet Code:
Refer to cabinet chart.

FOR EXAMPLE: 9630BT1-F2

2. Choose a CABINET FINISH

(Tick one)

Durashell® Classic White Satin Misura F2 Finish

Durashell® Colour / Woodgrain Misura F3 Finish

Specify Durashell® Colour / Woodgrain:



3. Choose a BENCHTOP FINISH

(Tick one)

HPL Woodgrain Misura BT1 Finish

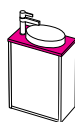
Specify HPL Colour:

HPL Soft-Matte Misura BT2 Finish

Specify HPL Colour:

Cherry Pie® Misura BT3 Finish

Specify Cherry Pie® Colour:



4. Choose a HANDLE

(Write Selection)

Specify Soul Colour:

5. Choose a Towel Hook

(Tick one)

NOTE: A Towel Hook is supplied with all models - self install left or right.

Towel Hook ONLY:

CHROME

BLACK

WHITE

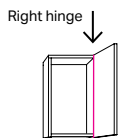
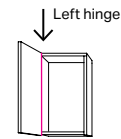


6. Choose a HINGE position

(Tick one)

Left

Right



7. Choose Basin(s)

(Tick one)

Joy Basin Matte White Solid Surface

Joy Basin Gloss White Mineral Cast



8.

Choose Taphole Position (Only tick if benchtop to be supplied with no taphole)

Taphole position in benchtop is standard supply

Supply with no taphole

9.

Choose a CLICK CLACK WASTE

(Tick one)

Metal: extra cost

91503 Chrome

91504 Gloss White

91505 Matte White

91506 Matte Black

Additional notes:

Merchant/Location:

Order #:

Sales Person:

Date:

Customer Reference:

Phone:

Customer's Signature:

By signing this you (the customer) agrees that due to the unique colours offered an order, once placed, cannot be cancelled or returned due to mistakes on this form or a change of mind. Please choose combinations carefully and fill out this form correctly.

st.michel
BATHROOMWARE

phone (09) 837 4276 email sales@stmichel.co.nz stmichel.co.nz

Version 2 / August 2025