

Misura 50 / with Benchtop - Order Form

Save form to desktop then attach to email, send to : sales@stmichel.co.nz

1. Choose a Cabinet

(Write selection)

Cabinet Description:

Specify size & configuration.

Misura 50 benchtop -

FOR EXAMPLE: Misura 50 - benchtop - 1200 Wall - 1 Drawer - 1 Concealed Drawer

Cabinet Code:

Refer to cabinet chart.

FOR EXAMPLE: 9510BT1-F2

2. Choose Basin(s)

(Write selection)

Basin Name:

Basin Code:

Basin Colour:

No Basin Required

Cabinet supplied with Blank Top (no cuts outs) and standard plumbing cut outs in Drawer.

3. Choose a CABINET FINISH

(Tick one)

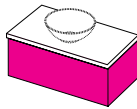
Durashell® Classic White Satin

Misura F2 Finish

Durashell® Colour / Woodgrain

Misura F3 Finish

Specify Durashell® Colour / Woodgrain:



4. Choose a BENCHTOP FINISH

(Tick one)

HPL Woodgrain

Misura BT1 Finish

Specify HPL Colour:

HPL Soft-Matte

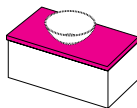
Misura BT2 Finish

Specify HPL Colour:

Cherry Pie®

Misura BT3 Finish

Specify Cherry Pie® Colour:



5. Choose a HANDLE

(Write selection)

Specify Soul Colour:

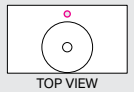
6. Choose Tap Position

(Tick one)

SUPPLY WITH TAPHOLE

Tap Position: Centred behind basin

NOTE: Taphole position choices not applicable if basin has an integrated taphole.



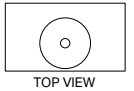
TOP VIEW

SUPPLY NO TAPHOLE

Please specify planned Tap Position below

Tap Position: In-benchtop

Installer drills hole for off-centre left or right tap positions.



TOP VIEW

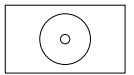
Tap Position: Wall-mounted

The basin is positioned further back for optimum spout clearance.

Note: This option is only suitable for wall-mounted taps



FRONT VIEW



TOP VIEW

7. Choose a Click Clack Waste Colour

(Tick one)

Metal (fits all basin options):

extra cost

91503 Chrome

91504 Gloss White

91505 Matte White

91506 Matte Black

Ceramic (matches specific basins):

extra cost

91515 Gloss White (matches Galassia basins only)

91516 Dusty Matte Black (matches Galassia basins only)

91517 Matte White (matches St Michel Matte White basins only - i.e. Monroe, Ella Fluted, Ella, Helix, Sfera)

8. Extras

(Write quantity for additional Onda)

NOTE: One set of Onda Type A or Type B is included free with every Misura 50 model. Please refer to the cabinet charts to determine the type. Onda size. Additional Onda sets are available at an extra cost.

Type A

extra cost

Code: 361.1



Type B

extra cost

Code: 362.1



Tissue Box

extra cost

Code: 364.1

Additional notes:

Merchant/Location:

Order #:

Sales Person:

Date:

Customer Reference:

Phone:

Customer's Signature:

By signing this you (the customer) agrees that due to the unique colours offered an order, once placed, cannot be cancelled or returned due to mistakes on this form or a change of mind. Please choose combinations carefully and fill out this form correctly.

st.michel
BATHROOMWARE

phone (09) 837 4276 email sales@stmichel.co.nz stmichel.co.nz

Version 2 / August 2025