

# Riva Classic 46 / with Benchtop - Order Form

Save form to desktop then attach to email, send to : [sales@stmichel.co.nz](mailto:sales@stmichel.co.nz)

## 1. Choose a Cabinet

(Write Selection)

**Cabinet Description:**  
Specify size & configuration.  
Riva Classic 46 -

FOR EXAMPLE: Riva Classic 46 - benchtop - 1200DB Floor - 2 Drawer (Side by side)

**Cabinet Code:**  
Refer to cabinet chart.

FOR EXAMPLE: 1065BT1-F1

## 2. Choose a BENCHTOP Finish

(Tick one)

HPL Woodgrain

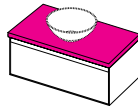
Classic BT1 Finish

Specify HPL Colour:

Cherry Pie® Solid Surface

Classic BT3 Finish

Specify Cherry Pie® Colour:



## 3. Choose a CABINET Finish

(Tick one)

White Velvet

Classic F1 Finish

Colours Velvet

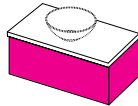
Classic F2 Finish

Specify Velvet Colour:

Textured Woodgrain

Classic F2 Finish

Specify Textured Woodgrain Colour:



## 4. Choose a HANDLE

(Tick one)

Chrome Lusso Bar Handle

Black Lusso Bar Handle

## 5. Choose a BASIN

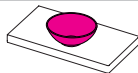
(Tick one & write selection if applicable)

**Vessel Basin**

Vessel Name:

Vessel Colour:

Vessel Code:



**No Basin Required**

Cabinet supplied with Blank Top (no cuts outs)  
and standard plumbing cut outs in Drawer.

**Additional notes:**

## 6. Choose a CLICK CLACK WASTE

(Tick one)

**Metal** (fits basins with or without overflow):

extra cost

91503 Chrome

91504 Gloss White

91505 Matte White

91506 Matte Black

**Ceramic** (fits basins without overflow):

extra cost



91517 Matte White

Designed to match **St Michel Matte White Ceramic** basins only:  
Ella, Ella Fluted, Helix, Monroe & Sfera.

## 7. Communicate Taphole Position Options to Customer

(Tick one)

Find basin model on Basin Chart (brochure or website) to check what taphole positions are possible with benchtops.

Taphole location options vary depending on basin selected.

Tap Position options confirmed with customer

**ALL Benchtops are supplied with No Tapholes.**

**Installer drills custom taphole on-site based on Basin Chart options.**

## 8. Bottom Drawer options

(Only tick if requesting non-standard supply)

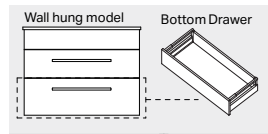
**NOTE:** Standard supply for wall-hung and floor models as shown.  
**Bottom drawer is interchangeable at no cost.**

**Wall hung models**

Bottom drawer with **NO** cut-out.  
This is the standard configuration supplied.

**ADD CUT-OUT.**

no cost

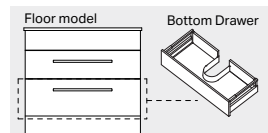


**Floor models**

Bottom drawer **WITH** cut-out.  
This is the standard configuration supplied.

**REMOVE CUT-OUT.**

no cost



## 9. Extras

(Choose quantity for optional Onda)

**NOTE:** Riva Classic 46 is compatible with Onda storage systems, Type A and Type B at extra cost.  
Please refer to the vanity size on range page at [stmichel.co.nz](http://stmichel.co.nz) to determine compatible Onda size.

Type A

extra cost

Code: 361.1



Type B

extra cost

Code: 362.1



Tissue Box

extra cost

Code: 364.1

Merchant/Location:

Order #:

Sales Person:

Date:

Customer Reference:

Phone:

**Customer's Signature:**

By signing this you (the customer) agrees that due to the unique colours offered an order, once placed, cannot be cancelled or returned due to mistakes on this form or a change of mind.  
Please choose combinations carefully and fill out this form correctly.

**st.michel**  
BATHROOMWARE

phone (09) 837 4276 email [sales@stmichel.co.nz](mailto:sales@stmichel.co.nz) [stmichel.co.nz](http://stmichel.co.nz)

Version 2 / August 2025