

City 22 / with Console - Order Form

Save form to desktop then attach to email, send to : sales@stmichel.co.nz

1. Choose a Cabinet

(Write Selection)

Cabinet Description:
Specify size & configuration.
City 22 -

FOR EXAMPLE: City 22 - console - 400 - 1 Door

Cabinet Code:
Refer to cabinet chart.

FOR EXAMPLE: 2399-F3

2a. Choose a Cabinet Finish for SIDES (Tick one)

White Velvet City F1 Finish

Colours Velvet City F2 Finish

Specify Velvet Colour:

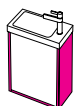
Duraplex White Gloss City F2 Finish

Textured Woodgrain City F2 Finish

Specify Textured Woodgrain Colour:

HPL Soft-Matte City F3 Finish

Specify HPL Colour:



2b. Choose a Cabinet Finish for FRONT (Tick one)

White Velvet City F1 Finish

Colours Velvet City F2 Finish

Specify Velvet Colour:

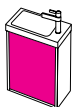
Duraplex White Gloss City F2 Finish

Textured Woodgrain City F2 Finish

Specify Textured Woodgrain Colour:

HPL Soft-Matte City F3 Finish

Specify HPL Colour:



3. Choose a Towel Hook

(Tick one)

NOTE: A Towel Hook is supplied with all models - self install left or right.

CHROME

BLACK

WHITE

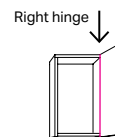
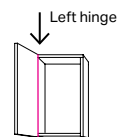


4. Choose a HINGE position

(Tick one)

Left

Right



5. Choose a CLICK CLACK WASTE

(Write Selection)

Metal: extra cost

Specify Metal Colour:

Additional notes:

Merchant/Location:

Sales Person:

Customer Reference:

Order #:

Date:

Phone:

Customer's Signature:

By signing this you (the customer) agrees that due to the unique colours offered an order, once placed, cannot be cancelled or returned due to mistakes on this form or a change of mind. However fronts (only) can be swapped on the City range, at extra cost, should you need a vanity makeover in the future. Please choose combinations carefully and fill out this form correctly.

st.michel
BATHROOMWARE

phone (09) 837 4276 email sales@stmichel.co.nz stmichel.co.nz

Version 2 / August 2025