

London 50 / with Benchtop - Order Form

Save form to desktop then attach to email, send to : sales@stmichel.co.nz

1. Choose a Cabinet

(Write selection)

Cabinet Description:

Specify size & configuration.

London 50 -

FOR EXAMPLE: London 50 - benchtop - 750 wall - 1 Drawer

Cabinet Code:

Refer to cabinet chart.

FOR EXAMPLE: 1309BT1-F2

2. Choose a Cabinet Finish

(Tick one)

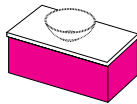
Durashell Classic White Satin

London F2 Finish

Durashell Colour

London F3 Finish

Specify Colour:



3. Choose a BENCHTOP Finish

(Tick one if applicable)

HPL Woodgrain (17.4mm thickness)

London BT1 Finish

Specify HPL Colour:

Cherry Pie® Solid Surface (20mm thickness)

London BT3 Finish

Specify Cherry Pie® Colour:

Cherry Pie® Carrara (60mm thickness)

London BT5 Finish

Only applicable for 900, 1200 & 1500 models. **Available 750 & 1800 while stocks last.**

**Special Pricing: Same price as 20mm.
750 & 1800 60mm Benchtops (run-out stock available).**

4. Choose a Handle

(Tick one)

Uptown Dark Pewter Handle (**while stocks last**)

Handle code: A

Cup Handle Specify Colour:

Handle Code: B

5. Choose a BASIN

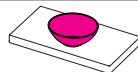
(Tick one & write selection if applicable)

Vessel Basin

Vessel Name:

Vessel Colour:

Vessel Code:



No Basin Required

Cabinet supplied with Blank Top (no cuts outs) and standard plumbing cut-outs in Drawer.

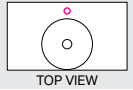
6. Choose Tap Position

(Tick one)

SUPPLY WITH TAPHOLE

Tap Position: Centred behind basin

NOTE: Taphole position choices not applicable if basin has an integrated taphole.



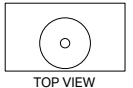
TOP VIEW

SUPPLY NO TAPHOLE

Please specify planned Tap Position below

Tap Position: In-benchtop

Installer drills hole for off-centre left or right tap positions.

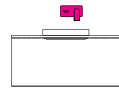


TOP VIEW

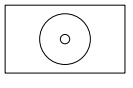
Tap Position: Wall-mounted

The basin is positioned further back for optimum spout clearance.

Note: This option is only suitable for wall-mounted taps



FRONT VIEW



TOP VIEW

7. Choose a CLICK-CLACK WASTE COLOUR

(Tick one)

Metal (fits all basin options):

extra cost

91503 Chrome

91504 Gloss White

91505 Matte White

91506 Matte Black

Ceramic (matches specific basins):

extra cost

91515 Gloss White (matches Galassia basins only)

91516 Dusty Matte Black (matches Galassia basins only)

91517 Matte White (matches St Michel Matte White basins only -
i.e. Monroe, Ella Fluted, Ella, Helix, Sfera, Cala & Malo)

8. Extras

(Choose quantity for optional Onda)

NOTE: London 50 is compatible with Onda storage systems, Type A and Type B at extra cost. Please refer to the cabinet charts to determine the type.

Type A

extra cost

Code: 361.1



Type B

extra cost

Code: 362.1



Tissue Box

extra cost

Code: 364.1

Merchant/Location:

Order #:

Sales Person:

Date:

Customer Reference:

Phone:

Customer's Signature:

By signing this you (the customer) agrees that due to the unique colours offered an order, once placed, cannot be cancelled or returned due to mistakes on this form or a change of mind. Please choose combinations carefully and fill out this form correctly.

st.michel
BATHROOMWARE

phone (09) 837 4276 email sales@stmichel.co.nz stmichel.co.nz

Version 4 / January 2026