

Savoy 50 / with Benchtop - Order Form

Save form to desktop then attach to email, send to : sales@stmichel.co.nz

1. Choose a Cabinet

(Write Selection)

Cabinet Description:

Specify size & configuration.

Savoy 50 - benchtop -

FOR EXAMPLE: Savoy 50 - benchtop - 1200 Wall - 1 Drawer - 1 Concealed Drawer

Cabinet Code:

Refer to cabinet chart.

FOR EXAMPLE: 9009BT2-F1

2. Choose a BENCHTOP FINISH

(Tick one)

HPL Woodgrain 20mm

Savoy BT1 Finish

Specify HPL Colour:

HPL Soft-Matte 20mm

Savoy BT2 Finish (20mm Black Soft-Matte only)

Black Soft-Matte

Cherry Pie® 20mm

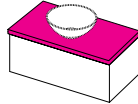
Savoy BT3 Finish (20mm - ALL Cherry Pie® colours)

Specify Cherry Pie® Colour:

Cherry Pie® 12mm

Savoy BT3 Finish (12mm Bright White & Alabaster only)

Specify Cherry Pie® Colour:



3. Choose a CABINET FINISH

(Tick one)

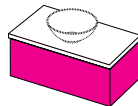
Durashell® Classic White Satin

Savoy F2 Finish

Durashell® Colour

Savoy F3 Finish

Specify Durashell® Colour:



4. Choose a HANDLE

(Write Selection)

Specify Soul Colour:

5. Choose Basin(s)

(Write Selection)

NOTE: Inset basins are not suitable with all concealed drawer options. Please refer to cabinet and basin charts.

GRACE BASIN NOTE: When installed as a double or in right hand position this basin overlaps end of bench 35mm. Centred or left position zero overlap.

Basin Name & Code:

Basin Colour:

No Basin Required

Cabinet supplied with Blank Top (no cuts outs) and standard plumbing cut outs in Drawer.

6. Choose a Click Clack Waste Colour

(Tick one)

Metal (fits **all** basin options):

extra cost

91503 Chrome

91504 Gloss White

91505 Matte White

91506 Matte Black

Ceramic (matches **specific** basins):

extra cost

91515 Gloss White (matches Galassia basins only)

91516 Dusty Matte Black (matches Galassia basins only)

91517 Matte White (matches St. Michel Matte White basins only - i.e. Monroe, Ella Fluted, Ella, Helix, Sfera)

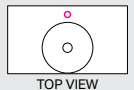
7. Choose Tap Position

(Tick one)

SUPPLY WITH TAPHOLE

Tap Position: Centred behind basin

NOTE: Taphole position choices not applicable if basin has an integrated taphole.

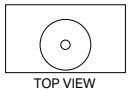


SUPPLY NO TAPHOLE

Please specify planned Tap Position below

Tap Position: In-benchtop

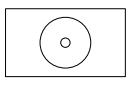
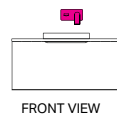
Installer drills hole for off-centre left or right tap positions.



Tap Position: Wall-mounted

The basin is positioned further back for optimum spout clearance.

Note: This option is only suitable for wall-mounted taps



8. Extras

(Write quantity for additional Onda)

NOTE: One set of Onda Type A or Type B is included free with every Savoy 50 model. Please refer to the cabinet charts to determine the type. Additional Onda sets are available at an extra cost.

Type A

extra cost

Code: 361.1



Type B

extra cost

Code: 362.1



Tissue Box

extra cost

Code: 364.1

Additional notes:

Merchant/Location:

Order #:

Sales Person:

Date:

Customer Reference:

Phone:

Customer's Signature:

By signing this you (the customer) agrees that due to the unique colours offered an order, once placed, cannot be cancelled or returned due to mistakes on this form or a change of mind. Please choose combinations carefully and fill out this form correctly.

st.michel
BATHROOMWARE

phone (09) 837 4276 email sales@stmichel.co.nz stmichel.co.nz

Version 3 / February 2026