

Riva Classic 22 / Benchtop - Order Form

Save form to desktop then attach to email, send to : sales@stmichel.co.nz

1. Choose a Cabinet (Write Selection)

Cabinet Description:
Specify size & configuration.
Riva Classic 22 - _____
FOR EXAMPLE: Riva Classic 22 - benchtop - 400 - 1 Door

Cabinet Code:
Refer to cabinet chart. _____
FOR EXAMPLE: 1002BT1-F1

2. Choose a BENCHTOP FINISH (Tick one)

NOTE: This step applies to benchtop models only. For Console models skip to Step 3.

HPL Woodgrain Classic BT1 Finish
Specify HPL Colour: _____

Cherry Pie® Solid Surface Classic BT3 Finish
Specify Cherry Pie® Colour: _____

3. Choose a CABINET Finish (Tick one)

White Velvet Classic F1 Finish
Colours Velvet Classic F2 Finish
Specify Velvet Colour: _____


Textured Woodgrain Classic F2 Finish
Specify Textured Woodgrain Colour: _____

4. Choose a HANDLE (Tick one)

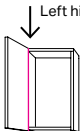
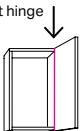
Chrome Lusso Bar Handle
Black Lusso Bar Handle

5. Choose a BASIN (Tick one)

Matte White / Solid Surface no cost
Gloss White / Mineral Cast no cost



6. Choose a HINGE position (Tick one. Write Selection/Quantity if applicable)

Left  Right 

7. Choose a CLICK CLACK WASTE (Tick one)

Metal: extra cost

91503 Chrome
91504 Gloss White
91505 Matte White
91506 Matte Black

8. Choose Taphole Position (Only tick if benchtop to be supplied with no taphole)

Taphole position in benchtop is standard supply

Supply with no taphole

Additional notes:

Merchant/Location: _____

Order #: _____

Sales Person: _____

Date: _____

Customer Reference: _____

Phone: _____

Customer's Signature: _____

By signing this you (the customer) agrees that due to the unique colours offered an order, once placed, cannot be cancelled or returned due to mistakes on this form or a change of mind. Please choose combinations carefully and fill out this form correctly.

st.michel

phone (09) 837 4276 email sales@stmichel.co.nz stmichel.co.nz

Version 3 / April 2026