

# City Lite 46 / with Benchtop - Order Form

Save form to desktop then attach to email, send to : [sales@stmichel.co.nz](mailto:sales@stmichel.co.nz)

## 1. Enter Product Code

(Write Selection)

Your final product code is determined by the cabinet model, cabinet finish and benchtop finish selected. Full product code required for order processing.

Product Code: \_\_\_\_\_

Example of Full Product Code:

**C L 4 6 - 0 7 5 C - A B A W - F 0 2 - B T 3**

Cabinet Model
Cabinet Finish
Benchtop Finish

### Finish & Basin Code Key:

Code	Cabinet Finish
F01	F1 Finish - White Velvet
F02	F2 Finish - Solid Colours, Textured Woodgrains

Code	Benchtop Finish
BT1	BT1 - HPL Woodgrain Benchtop
BT3	BT3 - Cherry Pie® Solid Surface Benchtop

## 2. Choose a CABINET Finish (Tick one)

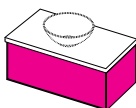
White Velvet City Lite F1 Finish

Solid Colours Velvet City Lite F2 Finish

Specify Velvet Colour: \_\_\_\_\_

Textured Woodgrain City Lite F2 Finish

Specify Textured Woodgrain Colour: \_\_\_\_\_



## 3. Choose a BASIN (Tick one & write selection if applicable)

### Vessel Basin

Vessel Name: \_\_\_\_\_

Vessel Colour: \_\_\_\_\_

Vessel Code: \_\_\_\_\_

### No Basin Required

Cabinet supplied with Blank Top (no cuts outs) and standard plumbing cut-outs in Drawer.



## 4. Choose a BENCHTOP FINISH (Tick one)

HPL Woodgrain 17mm City Lite BT1 Finish

Specify HPL Colour: \_\_\_\_\_

Cherry Pie® 20mm City Lite BT3 Finish (20mm - ALL Cherry Pie® colours)

Specify Cherry Pie® Colour: \_\_\_\_\_

Cherry Pie® 12mm City Lite BT3 Finish (12mm Bright White & Alabaster only)

Specify Cherry Pie® Colour: \_\_\_\_\_



## 5. Choose a Click Clack Waste Colour (Tick one)

**Metal** (fits all basin options): extra cost

91503 Chrome

91504 Gloss White

91505 Matte White

91506 Matte Black

**Ceramic** (matches specific basins): extra cost

91515 Gloss White (matches Galassia basins only)

91516 Dusty Matte Black (matches Galassia basins only)

91517 Matte White (matches St. Michel Matte White basins only - i.e. Monroe, Ella Fluted, Ella, Helix, Sfera)

## 6. Communicate Taphole Position Options to Customer (Tick one)

Find basin model on Basin Chart (brochure or website) to check what taphole positions are possible with benchtops.

*Taphole location options vary depending on basin selected.*

Tap Position options confirmed with customer

**ALL Benchtops are supplied with No Tapholes. Installer drills custom taphole on-site based on Basin Chart options.**

## 7. Bottom Drawer options (Only tick if requesting non-standard supply)

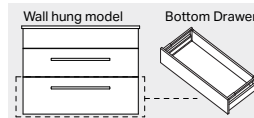
**NOTE:** Standard supply for wall-hung and floor models as shown. Bottom drawer is interchangeable at no cost.

### Wall hung models

Bottom drawer with **NO** cut-out. This is the standard configuration supplied.

### ADD CUT-OUT.

no cost

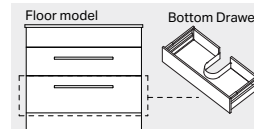


### Floor models

Bottom drawer **WITH** cut-out. This is the standard configuration supplied.

### REMOVE CUT-OUT.

no cost



## 8. Extras (Choose quantity for optional Onda)

**NOTE:** City Lite 46 is compatible with Onda storage systems, Type A and Type B at extra cost. Please refer to the vanity size on range page at [stmichel.co.nz](http://stmichel.co.nz) to determine compatible Onda size.

Type A extra cost Code: 361.1

Type B extra cost Code: 362.1

Tissue Box extra cost Code: 364.1



Additional notes:

Merchant/Location: \_\_\_\_\_

Order #: \_\_\_\_\_

Sales Person: \_\_\_\_\_

Date: \_\_\_\_\_

Customer Reference: \_\_\_\_\_

Phone: \_\_\_\_\_

Customer's Signature: \_\_\_\_\_

By signing this you (the customer) agrees that due to the unique colours offered an order, once placed, cannot be cancelled or returned due to mistakes on this form or a change of mind. Please choose combinations carefully and fill out this form correctly.

**st.michel**  
BATHROOMWARE

phone (09) 837 4276 email [sales@stmichel.co.nz](mailto:sales@stmichel.co.nz) [stmichel.co.nz](http://stmichel.co.nz)

Version 1 / June 2026