

City Lite Tower - Order Form

Save form to desktop then attach to email, send to : sales@stmichel.co.nz

1. Enter Product Code

(Write Selection)

Your final product code is determined by the cabinet model, hinge position, cabinet finish and tower height selected.
Full product code required for order processing.

Product Code: _____

Example of Full Product Code:

C L 3 1 - 0 2 5 T - E A L W - F 0 2 - 1 7 4

└──────────┘	└──────────┘	└──────────┘	└──────────┘
Cabinet Model	Hinge Position	Cabinet Finish	Tower height

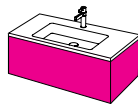
Finish & Basin Code Key:

Code	Hinge Position
EALW	Left hinge position
EARW	Right hinge position

Code	Cabinet Finish
F01	F1 Finish - White Velvet
F02	F2 Finish - Solid Colours, Textured Woodgrains

Code	Tower Height
174	City Lite Tower height

2. Choose a CABINET Finish (Tick one)



White Velvet City Lite F1 Finish

Solid Colours Velvet City Lite F2 Finish

Specify Velvet Colour: _____

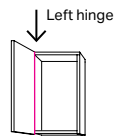
Textured Woodgrain City Lite F2 Finish

Specify Textured Woodgrain Colour: _____

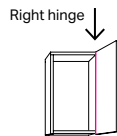
3. Choose a HINGE position (Tick one)

(Tick one)

Left



Right



Additional notes:

Merchant/Location: _____

Order #: _____

Sales Person: _____

Date: _____

Customer Reference: _____

Phone: _____

Customer's Signature: _____

By signing this you (the customer) agrees that due to the unique colours offered an order, once placed, cannot be cancelled or returned due to mistakes on this form or a change of mind.
Please choose combinations carefully and fill out this form correctly.

st.michel
BATHROOMWARE

phone (09) 837 4276 email sales@stmichel.co.nz stmichel.co.nz

Version 1 / June 2026