

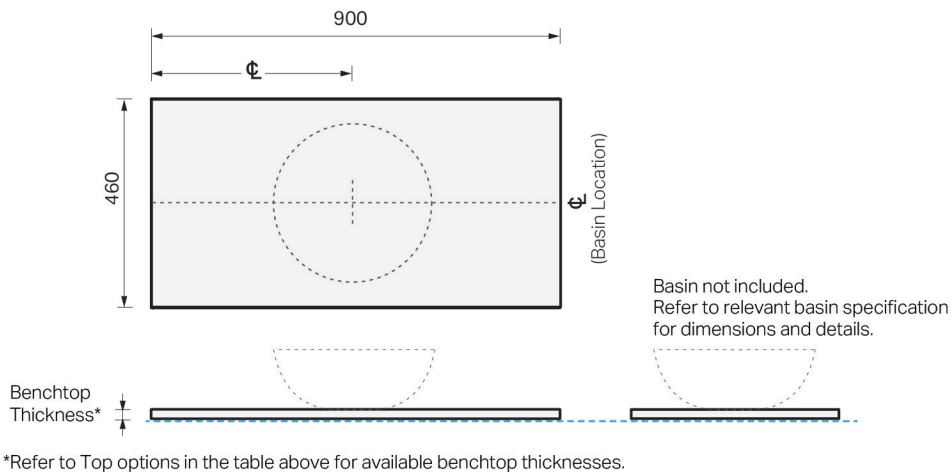
# CITY LITE 46 BENCHTOP 900 2DR FLOOR

## SPECIFICATION



|                      |   |
|----------------------|---|
| <b>Product Code:</b> | <b>CL46-090C-ACAF-[Finish Code]-[Top Code]</b><br>Finish Codes: F01, F02<br>Top Codes: BT1 (HPL benchtop), BT3 (Cherry Pie® benchtop)                               |
| <b>Top:</b>          | Available benchtop options include 12mm and 20mm Cherry Pie® Solid Surface, and 17mm HPL Woodgrain. Supplied without a basin. Select a compatible basin separately. |
| <b>Taphole:</b>      | Taphole in benchtops are not pre-drilled and must be drilled on-site by the installer.  |
| <b>Cabinet:</b>      | Cabinet made in New Zealand. Soft-close drawer.   |
| <b>Notes:</b>        | 5-year warranty.<br>Drawings depict cabinet with benchtop. Actual benchtop thickness varies by material selection.<br>Tapware & waste not included.                 |

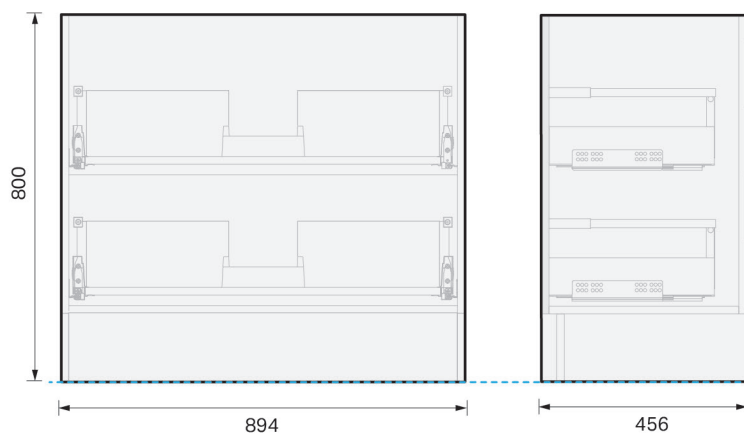
### TOP:



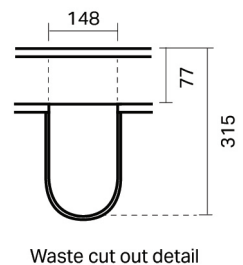
\*Refer to Top options in the table above for available benchtop thicknesses.

### CABINET:

Overall vanity height = Cabinet height + Top thickness.



### PLUMBING LOCATION:



**IMPORTANT NOTE:** Throughout this guide, dimensions may vary by  $\pm 3$ mm. Please read the installation manual for detailed information on installing the product. St. Michel pursues a policy of continuing improvement in design and manufacturing of its products. The right is therefore reserved to vary specifications without notice.

st.michel | essentials  
BATHROOM collection

phone (09) 837 4276 email info@stmichel.co.nz stmichel.co.nz