

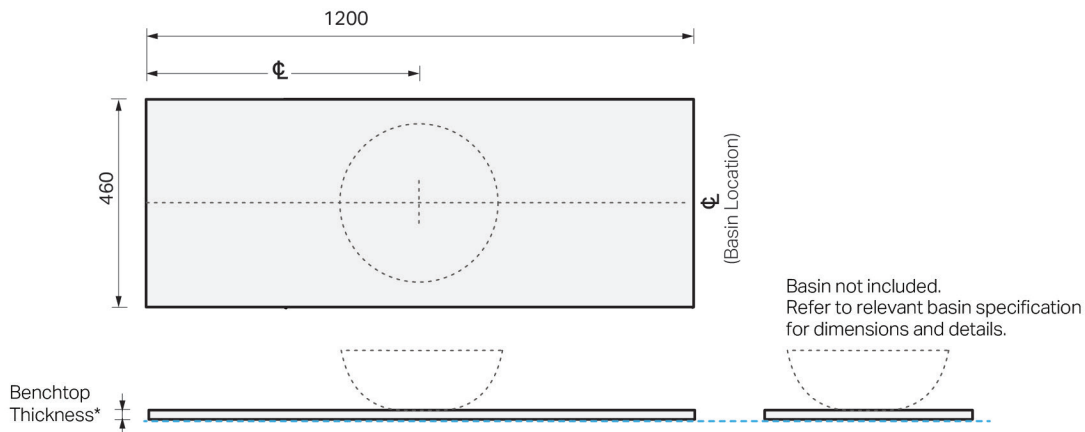
CITY LITE 46 BENCHTOP 1200SB 4DR (SIDE BY SIDE) MAXI WALL

SPECIFICATION



Product Code:	CL46-120C-AEAM-[Finish Code]-[Top Code] Finish Codes: F01, F02 Top Codes: BT1 (HPL benchtop), BT3 (Cherry Pie® benchtop)
Top:	Available benchtop options include 12mm and 20mm Cherry Pie® Solid Surface, and 17mm HPL Woodgrain. Supplied without a basin. Select a compatible basin separately.
Taphole:	Taphole in benchtops are not pre-drilled and must be drilled on-site by the installer.
Cabinet:	Cabinet made in New Zealand. Soft-close drawer.
Notes:	5-year warranty. Drawings depict cabinet with benchtop. Actual benchtop thickness varies by material selection. Tapware & waste not included.

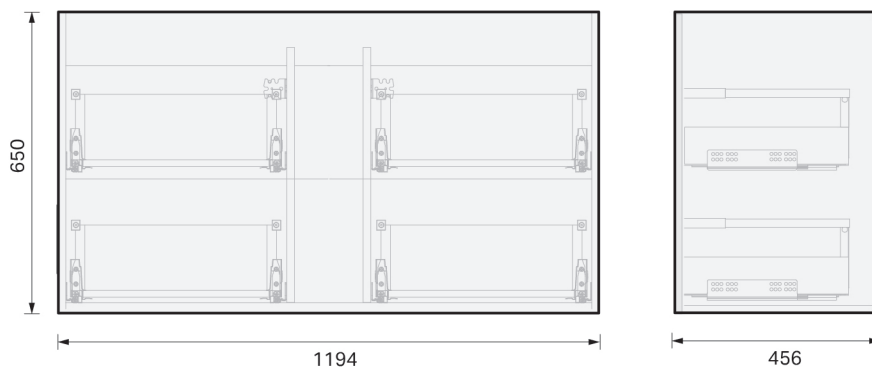
TOP:



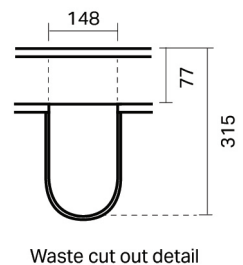
*Refer to Top options in the table above for available benchtop thicknesses.

CABINET:

Overall vanity height = Cabinet height + Top thickness.



PLUMBING LOCATION:



IMPORTANT NOTE: Throughout this guide, dimensions may vary by ± 3 mm. Please read the installation manual for detailed information on installing the product. St. Michel pursues a policy of continuing improvement in design and manufacturing of its products. The right is therefore reserved to vary specifications without notice.

st.michel | essentials
BATHROOM collection

phone (09) 837 4276 email info@stmichel.co.nz stmichel.co.nz