

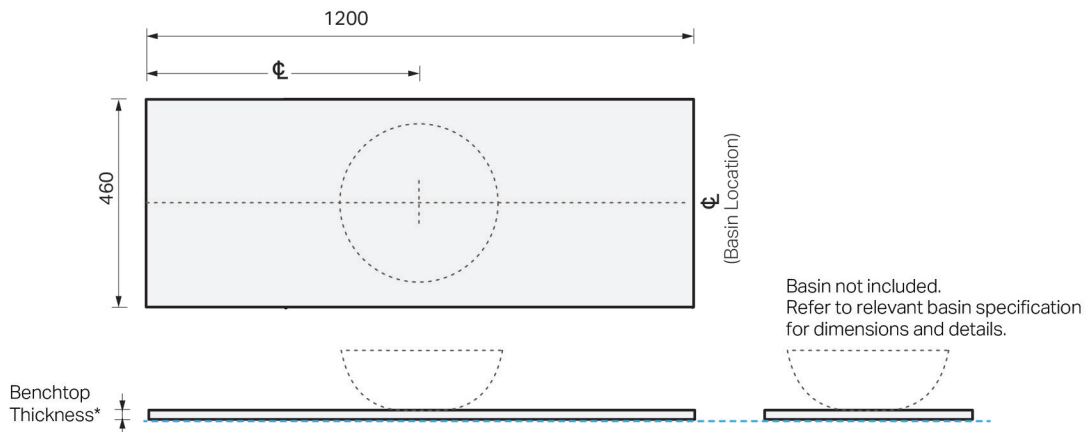
# CITY LITE 46 BENCHTOP 1200SB 1D/2DR (STACKED LH DRAWERS) MAXI WALL

## SPECIFICATION



<b>Product Code:</b>	<b>CL46-120C-BMAM-[Finish Code]-[Top Code]</b> Finish Codes: F01, F02 Top Codes: BT1 (HPL benchtop), BT3 (Cherry Pie® benchtop)
<b>Top:</b>	Available benchtop options include 12mm and 20mm Cherry Pie® Solid Surface, and 17mm HPL Woodgrain. Supplied without a basin. Select a compatible basin separately.
<b>Taphole:</b>	Taphole in benchtops are not pre-drilled and must be drilled on-site by the installer.
<b>Cabinet:</b>	Cabinet made in New Zealand. Soft-close drawer.
<b>Notes:</b>	5-year warranty. Drawings depict cabinet with benchtop. Actual benchtop thickness varies by material selection. Tapware & waste not included.

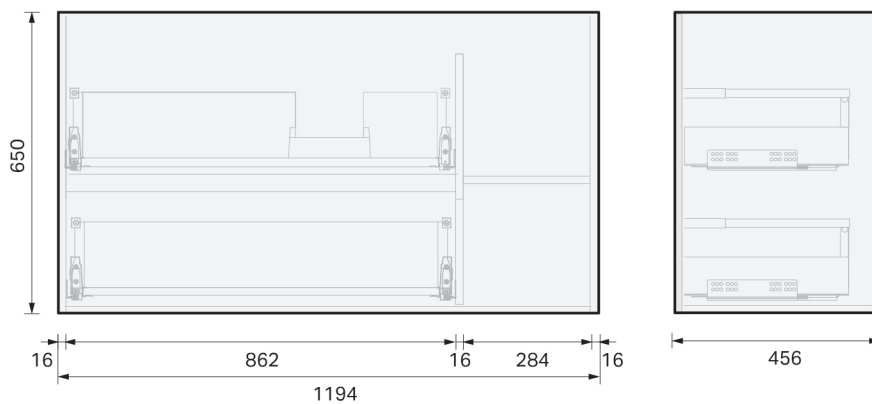
### TOP:



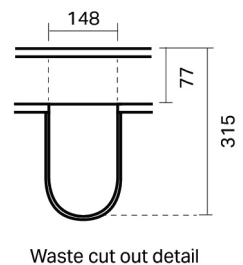
\*Refer to Top options in the table above for available benchtop thicknesses.

### CABINET:

Overall vanity height = Cabinet height + Top thickness.



### PLUMBING LOCATION:



**IMPORTANT NOTE:** Throughout this guide, dimensions may vary by ± 3mm. Please read the installation manual for detailed information on installing the product. St. Michel pursues a policy of continuing improvement in design and manufacturing of its products. The right is therefore reserved to vary specifications without notice.

**st.michel** | **essentials**  
BATHROOM collection

phone (09) 837 4276 email info@stmichel.co.nz stmichel.co.nz