

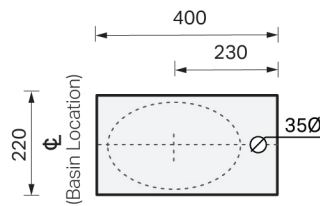
CITY LITE 22 BENCHTOP 400 1D WALL, LEFT HINGED DOOR

SPECIFICATION



Product Code:	CL22-040C-BALW-[Finish code]-[Top code]
	Finish Codes: F01, F02 Top Codes: BT1 (HPL benchtop), BT3 (Cherry Pie® benchtop)
Top:	Available benchtop options include 12mm and 20mm Cherry Pie® Solid Surface, and 17mm HPL Woodgrain. Supplied with Joy basin - available in Mineral Cast White Gloss and Solid Surface White Matte. No overflow. You can rotate tops for left or right tap orientation.
Taphole:	Taphole drilled as standard. No taphole option available upon request.
Cabinet:	Cabinet made in New Zealand. Soft-close door.
Notes:	5-year warranty. Drawings depict the left hinge version (BALW) with benchtop. A separate specification is available for the right hinge version (BARW). Actual benchtop thickness varies by material selection. Tapware & waste not included.

TOP:



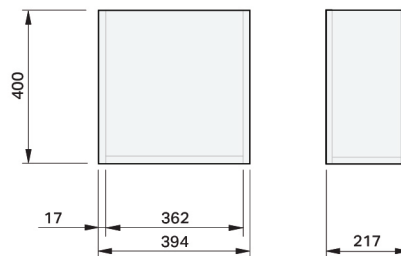
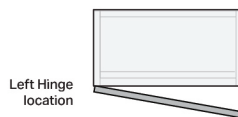
The Joy basin is included with this model. Refer to Joy basin specification for dimensions and details.

Benchtop Thickness*

*Refer to Top options in the table above for available benchtop thicknesses.

CABINET:

Overall vanity height = Cabinet height + Top thickness.



IMPORTANT NOTE: Throughout this guide, dimensions may vary by ± 3 mm. Please read the installation manual for detailed information on installing the product. St. Michel pursues a policy of continuing improvement in design and manufacturing of its products. The right is therefore reserved to vary specifications without notice.

st.michel | essentials
BATHROOM collection

phone (09) 837 4276 email info@stmichel.co.nz stmichel.co.nz