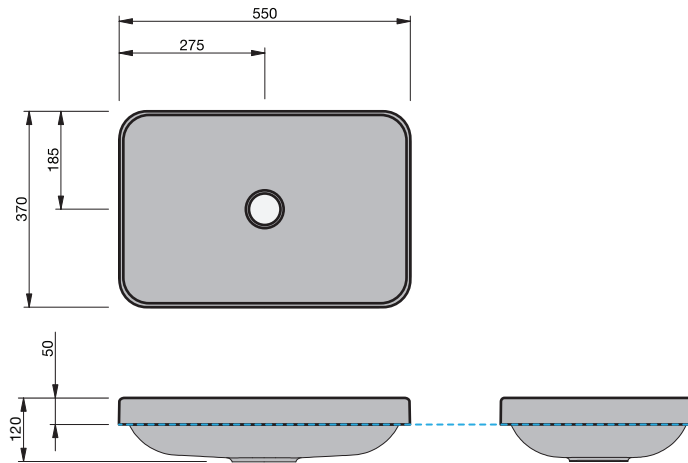


BASIN SPECIFICATION

Pride



Cabinet range (refer to applicable cabinet data sheet)



LONDON

Product Features

Type of basin	Inset
Material of basin	Cherry Pie®
Capacity of basin	10 litre
Overflow Configuration	Overflow not provided
Colour options	White Matte

- The basin must be sealed to the top with an acetic cured silicone sealant.
- Epoxy type sealants must not be used.

INDICATES TOP SURFACE -----

IMPORTANT NOTE: Throughout this guide, dimensions may vary by ± 2 mm. Please read the installation manual for detailed information on installing the product. St. Michel pursues a policy of continuing improvement in design and manufacturing of its products. The right is therefore reserved to vary specifications without notice. For full installation instructions visit stmichel.co.nz.

Date edited:

18 / 10 / 2019

TOP SPECIFICATION
Pride

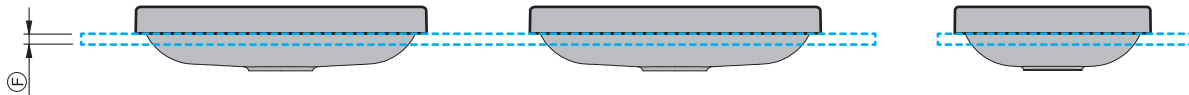
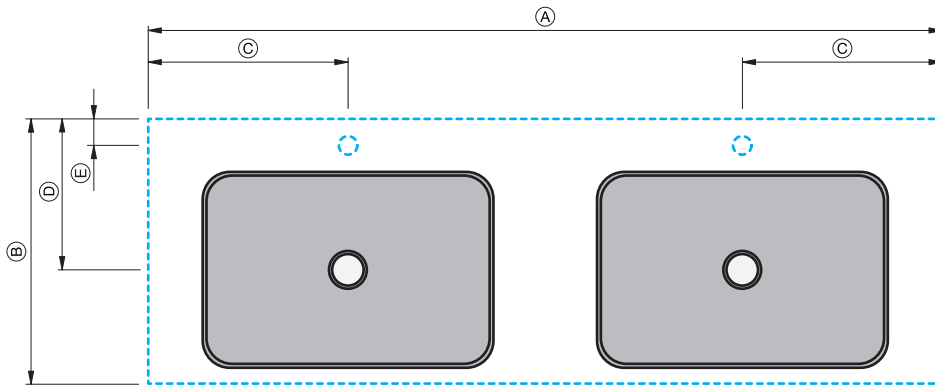
Cabinet range (refer to applicable cabinet data sheet)



LONDON

Top Thickness (mm) (F) Cherry Pie

London 60



- The top must be sealed to the vanity unit with an acetic cured silicone sealant. Epoxy type sealants must not be used
- Tops can be drilled on site with a standard hole saw
- For wall mounted taps we recommend using a 200mm wall mixer

Product Dimensions (mm)	(A)	(B)	(C)	(D)	(E)
London - 1500 - DB	1500	510	378	300	80
London - 1500 - DB (wall mount tap)	1500	510	378	255	-

INDICATES TOP SURFACE -----

IMPORTANT NOTE: Throughout this guide, dimensions may vary by ± 2 mm. Please read the installation manual for detailed information on installing the product. St. Michel pursues a policy of continuing improvement in design and manufacturing of its products. The right is therefore reserved to vary specifications without notice. For full installation instructions visit stmichel.co.nz.

Date edited: 18 / 10 / 2019