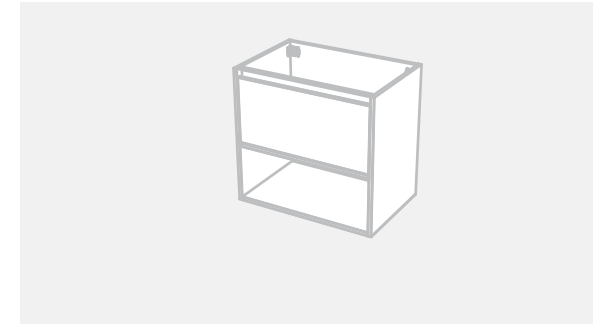
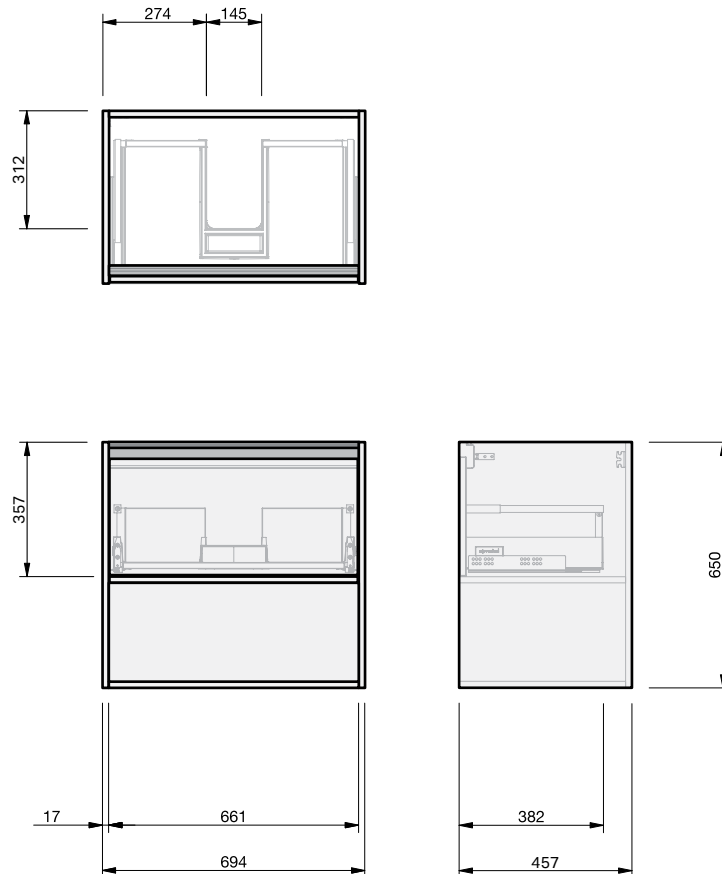
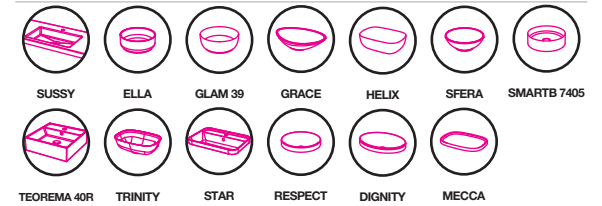


CABINET SPECIFICATION

City 46 - 700 - Wall - 1 Drawer 1 Open Storage



Basin range (refer to applicable basin specification)



- Drawings depict cabinet only.
- It is important to decide on what height you want your finished top surface from the floor, this will determine where your plumbing will be positioned.
- We suggest that you install your wall hung vanity between 830-950mm high to the finished top surface.
- Waste outlet positioned for standard bottle trap and pop up basin waste.
- Onda Storage Type A supplied with vanity.



INDICATES PLUMBING -----

INDICATES FLOOR SURFACE -----

IMPORTANT NOTE: Throughout this guide, dimensions may vary by ± 2 mm. Please read the installation manual for detailed information on installing the product. St. Michel pursues a policy of continuing improvement in design and manufacturing of its products. The right is therefore reserved to vary specifications without notice. For full installation instructions visit stmichel.co.nz.