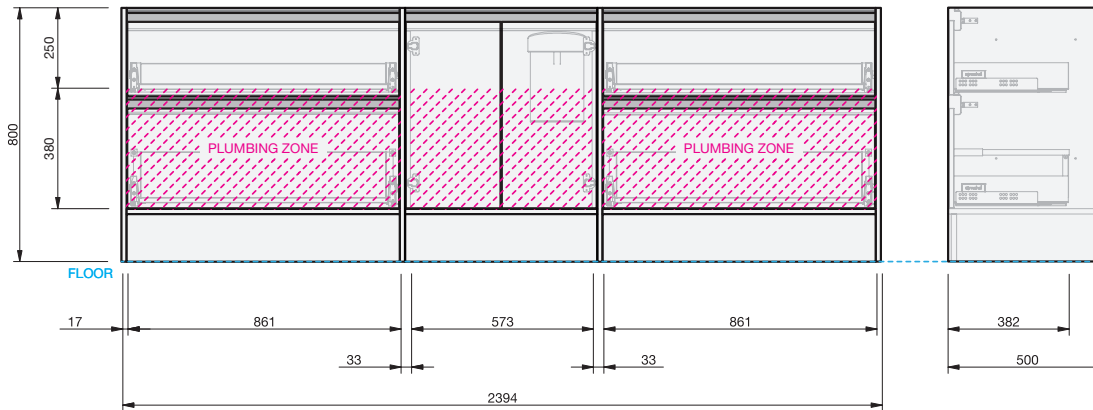
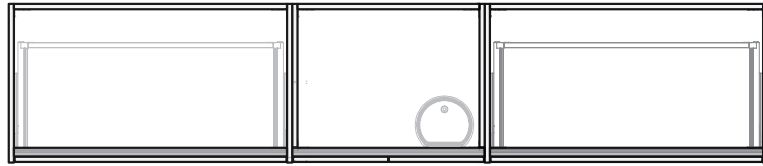
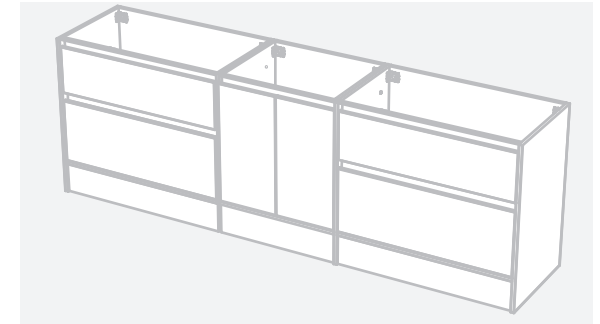
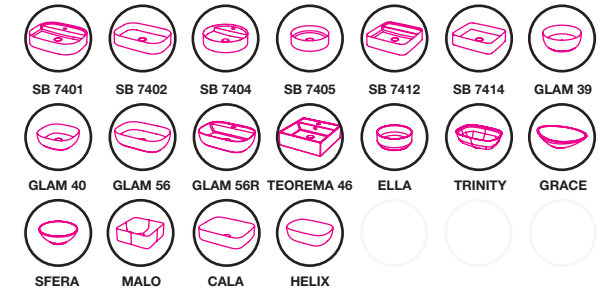


**CABINET SPECIFICATION**  
City 50 - 2400 - Floor - 4 drawer, 2 door



**Basin range** (refer to applicable basin specifications & top specifications)



- Drawings depict cabinet only.
- Cabinet is supplied as 3 modules.
- Box Trap & Space Saver Kit supplied with vanity. Refer to applicable specification sheet.
- Onda Storage Type B supplied with vanity.
- Brabantia 3L Bin supplied inside vanity.



INDICATES PLUMBING ZONE -----

INDICATES FLOOR SURFACE -----

**IMPORTANT NOTE:** Throughout this guide, dimensions may vary by  $\pm 2$ mm. Please read the installation manual for detailed information on installing the product. St. Michel pursues a policy of continuing improvement in design and manufacturing of its products. The right is therefore reserved to vary specifications without notice. For full installation instructions visit [stmichel.co.nz](http://stmichel.co.nz).