


Dante 3D 1500

MIRROR CABINET SPECIFICATION



30 YEARS




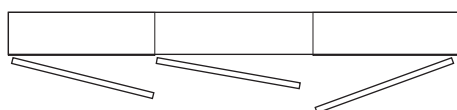
AQUAEDGE



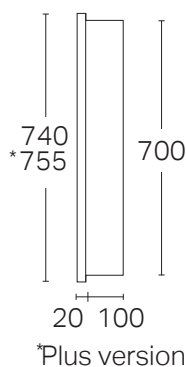
SOFT
CLOSE

Product Features

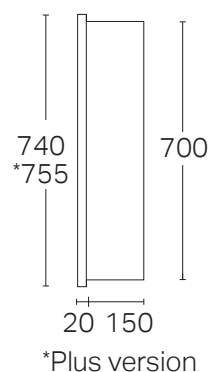
Product Code	Dante / 88405 Dante Plus / 91103 Dante Deep / 90475 Dante Plus Deep / 90485
Product Description	Dante 1500 Dante Plus 1500 Dante Deep 1500 Dante Deep Plus 1500
Door Configuration	3 Door
Notes	Mirror Cabinet can be surface-mounted or recessed. Optional Demister Pad upgrade available. See page 2 for more information. 1500 models are supplied in 2 pieces for ease of handling.



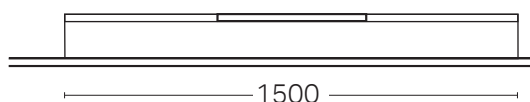
Dante Standard



Dante Deep



Surface-mount Plan View



Recess Plan View



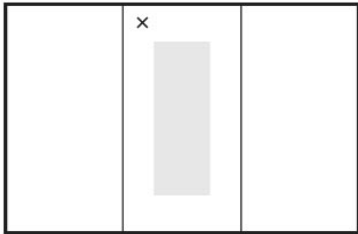
IMPORTANT NOTE: Throughout this guide, dimensions may vary by ± 2 mm. Please read the installation manual for detailed information on installing the product. St. Michel pursues a policy of continuing improvement in design and manufacturing of its products. The right is therefore reserved to vary specifications without notice.

st.michel
BATHROOMWARE

phone (09) 837 4276 email info@stmichel.co.nz stmichel.co.nz

Dante Demister

MIRROR CABINET SPECIFICATION



1500 Models

Product Features

Product Code	Demister / 511
Product Description	Dante Demister Upgrade / 17.9w 230v
Notes	<p>Demister size 525 x 210mm, see shaded demister location on drawing.</p> <p>Demister pad models all include extra mirror on inside of demister door.</p> <p>Demister pad wiring exit points are top of door, hinge side - x marks the spot on the drawing. This means cabinets cannot be flipped during installation.</p>

IMPORTANT NOTE: Throughout this guide, dimensions may vary by ± 2 mm. Please read the installation manual for detailed information on installing the product. St. Michel pursues a policy of continuing improvement in design and manufacturing of its products. The right is therefore reserved to vary specifications without notice.



phone (09) 837 4276 email info@stmichel.co.nz stmichel.co.nz